


*passion for
movement*



LAG



CATALOGO
CATALOGUE

6

KATALOG
CATÁLOGO

L.A.G.
LAVORAZIONE ACCIAIO GOMMA

Autore operante di vendita:
Dr. G. B. CASTELLANI TARABINI
MODENA - Via S. Bartolomeo 101 - Tel. 059/210101

**RUOTE
E
SUPPORTI**

**RUOTE
LAG
IN VULKOLLAN**
(Lit. Bayer)

consigliati con i più pregiati
ritrattili tedeschi, tanto da per-
mettere di ottenere un prodotto
migliore a minor costo.

17 PARTI DIFFERENZIE BENE PROTETTE DA UNO STRATO DI PRODUZIONE ITALIANA.

CATALOGO LISTINO 1964

**RUOTE
E
SUPPORTI
IN
LAMIERA
D'ACCIAIO
STAMPATA**

L.A.G.
MODENA

LAVORAZIONE ACCIAIO GOMMA

LISTINO 1965

L.A.G.
FABRIK FÜR RÄDER
FÜR LEICHTE UND SCHWERE TRANSPORTE

150, RESPIGHI - 41100 MODENA, ITALY

1972

LAG

**una delle ottocento
(abbiamo una ruota per ogni problema)**

LAG significa "raggi", ruote per carichi industriali, realizzate in
acciaio in qualunque condizione di impiego, la massima affidabilità tecnica
e la massima garanzia di lunga durata. La costruzione genera delle
ruote LAG compatte, robuste e sicure. ■ Ruote in gomma a sezione specializzata. ■ Ruote
in nylon antiscivolo. ■ Ruote in acciaio a sezione specializzata. ■ Ruote
in nylon antiscivolo. ■ Ruote in gomma antiscivolo. ■ Ruote in acciaio
per forni portatili. ■ Ruote in gomma antiscivolo per alte temperature. ■ Ruote
con camere d'aria e pneumatiche. ■ Supporti in acciaio, in alluminio,
in ottone, in bronzo. ■ Trascinamento ed oscillazione separati in 4 direzioni.

FABBRICA RUOTE E SUPPORTI PER CARRELLI INDUSTRIALI
41100 MODENA (ITALIA) - PIAZZA S. BARTOLOMEO 101 - TEL. 059/210101 - TELEFAX 059/210102

LAG

fabbrica ruote e supporti per carrelli industriali leggeri e pesanti
fabrique de roues pour charriots industriels légers et lourds
factory of wheels for medium and heavy duties
fabrik für räder für leichte und schwere transport

Via Respighi - Tel. 60210

41100 Modena (ITALIA)





























LAG

LAG

PRICELIST LISTE DE PRIX BRUTTOPREISLIST 1/1990

05 - Catalogo - Catalogue - Katalog - Catalogo

LAG

	M ☑ →90 ☐ 24		D ☑ →285 ☐ 25		DG ☑ →320 ☐ 27		B ☑ →230 ☐ 31
	LB ☑ →480 ☐ 33		E ☑ →700 ☐ 39		PE ☑ →12000 ☐ 45		P ☑ →2400 ☐ 46
	N ☑ →550 ☐ 55		AS ☑ →1000 ☐ 61		A ☑ →1000 ☐ 67		T ☑ →1100 ☐ 73
	ZS ☑ →1200 ☐ 77		Z ☑ →6200 ☐ 84		QD ☑ →1650 ☐ 92		Q ☑ →1500 ☐ 93
	FN ☑ →80 ☐ 97		FS ☑ →400 ☐ 99		U ☑ →600 ☐ 103		R ☑ →5300 ☐ 106
	Inox20 ☐ 17		Inox40 ☐ 18		G80 ☐ 18		E70 ☐ 19
DG-LB-P-N-A-AS-FN-FS-U		LB-P-N-A-AS		P-Z-ZS		P-Z-ZS-Q	
	P60 ☐ 19		M40 ☐ 20		M22 ☐ 21		M34 ☐ 20
E-P-A-AS-T-Z-ZS-Q		LB-E-P-N-A-AS-T-Z-ZS		D-DG-B-LB-E-P-N-A-AS-T-Z-ZS-FN-FS-U		E-Z-ZS	
Art.	Serie	Art.	Serie	Art.	Serie	Art.	Serie
100 - 599	R	4350 - 4399	R	9900 - 9969	R	25000 - 26999	T
1000 - 1099	Q - QD	4400 - 4449	P	12000 - 12999	B	27850 - 27999	FN
1340 - 1399	E	4500 - 4599	A	13000 - 15999	D - DG	28000 - 28999	FS
1400 - 1459	E	6000 - 6099	Q	16000 - 16999	E	30000 - 32999	LB
1460 - 1499	ZS	6100 - 6199	P	17000 - 18999	P	33000 - 33999	P
1500 - 1799	R	7000 - 7899	Z	19000 - 20999	A	35000 - 36999	AS
2000 - 2099	E	8000 - 8399	T	21000 - 22999	N	37000 - 38999	ZS
4000 - 4099	P - PE	9000 - 9099	N	23000 - 24999	Z	39000 - 39999	U

Il catalogo aggiornato con le ultime novità è disponibile nel nostro sito:

The updated catalogue with the latest news is available on our web-site:

Der aktualisierte Katalog mit den neuesten Neuigkeiten ist auf unserer Website verfügbar:

Le catalogue mis à jour avec les dernières nouveautés est disponible sur notre site Web:

El catálogo actualizado con las últimas novedades está disponible en nuestro sitio web:

www.lagspa.it/downloads

SIMBOLI - SYMBOLS - SYMBOLE - SYMBOLES - SIMBOLOS

	D	Diametro ruota Wheel diameter Raddurchmesser Diamètre de la roue Diámetro de la rueda		AxB	Dimensioni esterne della piastra Top plate outer dimensions Platte-Außenmaße Dimensions extérieures de la platine Dimensiones exteriores de la platina
	E	Larghezza del battistrada Tyre width Laufbreite Largeur du bandage Ancho de bandaje		axb	Interasse fori di fissaggio Bolt hole spacing Lochabstand Entr'axe des trous de fixation Distancia entres centros
	N	Larghezza totale Track width Gesamtbreite Largeur totale Ancho total		g	Diametro bullone di fissaggio Fixing bolt diameter Durchmesser der Befestigungsschraube Diamètre des boulons de fixation Diámetro perno de fijación
	X	Diametro del nucleo Wheel centre diameter Radkörperdurchmesser Diamètre du corps de la roue Diámetro del núcleo		PxQ	Dimensioni perno di fissaggio Dimensions of fixing stem Zapfen-Größe Dimensions de la tige Dimensiones del perno
	s	Diametro sede cuscinetti Bearing seat diameter Kugellagersitzdurchmesser Diamètre siège du roulement à billes Diámetro alojamiento cojinetes		U	Larghezza forcella Fork width Gabelbreite Largeur de la fourche Ancho de la horquilla
	t	Profondità sedi cuscinetti Bearing seat depth Kugellagersitz-Tiefe Profondeur siège du roulement à billes Profundidad alojamiento cojinetes		O	Diametro bullone assale Diameter of axle hole Achsenraubdurchmesser Diamètre du boulon de l'essieu Diámetro de la tuerca del eje
	V	Scartamento esterno cuscinetti Outer faces bearings distance Aussen Lagerabstand Ecartement extérieur des roulements Largo externo entre cojinetes			Freno e/o bloccaggio totale anteriore Trailing total braking and/or locking device Totalfeststeller nachlaufend Blocage total avant Freno integral anterior
	L	Larghezza mozzo Hub width Nabenlänge Longueur du moyeu Largo del cubo			Freno e/o bloccaggio totale posteriore Leading total braking and/or locking device Totalfeststeller vorlaufend Blocage total arrière Freno integral posterior
	M	Diametro mozzo Hub diameter Nabendurchmesser Diamètre du moyeu Diámetro del cubo			Parapiede Footguard Fusschutz Pare-pied Protección de pié
	d	Diametro foro Bore diameter Achsllochdurchmesser Diamètre de l'alsésage Diámetro del agujero		kg	Portata Load capacity Tragfähigkeit Capacité de charge Carga
	H	Altezza totale Overall height Gesamtbauhöhe Hauteur totale Altura total			Cuscinetti a sfere Ball bearings Präzision Rillenkugellager Roulements à billes Cojinetes a bolas
	C	Corsa massima del bilancere Maximum equalizer's deflection Höchster Federlauf Course maximale du balancier Desplazamiento máximo del balancín		INOX	Cuscinetti a sfere inox Stainless steel ball bearings Präzision Edelstahl-Rillenkugellager Roulements à billes inox Cojinetes a bolas inox
	daN	Precarico della molla Pretension loading Vorspannkraft Precharge du ressort Precarga del resorte			Cuscinetto a rullini Roller bearing Rollenlager Roulement à rouleaux Cojinete a rodillos
	F	Disassamento Offset Ausladung Déport Desplazamiento		INOX	Cuscinetto a rullini inox Stainless steel roller bearing Edelstahl-Rollenlager Roulement à rouleaux inox Cojinete a rodillos inox
	R	Raggio di ingombro Swept radius Umlaufradius Rayon d'encombrement Radio de viraje			Foro passante o boccolla Plain bore Gleitlager Alésage lisse Agujero liso

IT



CONSIDERAZIONI GENERALI / RACCOMANDAZIONI E AVVERTENZE

I testi citati ed il catalogo completo sono disponibili nella versione più aggiornata nel nostro sito

www.lagspa.it/downloads

Le informazioni qui esposte sono il risultato delle nostre esperienze e sono fornite a titolo esemplificativo, senza alcuna nostra responsabilità in conseguenza della loro applicazione. Per impieghi particolari si consiglia comunque di interpellare il nostro servizio tecnico.

Le dimensioni, le descrizioni, le caratteristiche e le illustrazioni sono indicative e suscettibili di qualsiasi variazione senza preavviso. I prodotti illustrati non implicano necessariamente la loro disponibilità a magazzino né alcun obbligo da parte nostra ad eseguire la loro fornitura. I collaudi da noi effettuati si riferiscono a prodotti originali con accessori originali: la sostituzione di uno dei componenti con altri di produzione differente potrebbe non garantire gli stessi risultati e provoca automaticamente il decadere di ogni garanzia.

EN



GENERAL INFORMATION / RECOMMENDATIONS AND WARNINGS

The cited text and the complete catalogue in their most up-dated versions are available in our web-site

www.lagspa.it/downloads

The information presented herein is the result of our experience and is provided purely by way of example, such that we decline all responsibility regarding the consequences of its application. Please contact our technical service concerning any special application.

The dimensions, descriptions, specifications and illustrations herein are indicative and subject to variations without notice. The fact that products are illustrated herein does not necessarily imply they are available from stock nor does it place us under any obligation to supply them. Tests carried out refer to the original products with original accessories: the replacement of one of the components with others of different manufacture might prevent the same results from being achieved and will automatically invalidate any guarantee.

DE



ALLGEMEINE ERWÄGUNGEN / EMPFEHLUNGEN UND HINWEISE

Die angeführten Texte und der komplette Katalog in der neusten aktualisierten Version stehen in unserem Web-Site zur Verfügung

www.lagspa.it/downloads

Die hier aufgeführten, rein hinweisenden Informationen sind Ergebnis unserer Erfahrungen; für die eventuellen Folgen ihrer Anwendung kann nicht gehaftet werden. Für Sonderanwendungen wenden Sie sich an unseren Technischen Kundendienst.

Die aufgeführten Maße, Beschreibungen, Merkmale und Abbildungen sind rein hinweisend und können jederzeit, ohne Vorankündigung verändert werden. Die abgebildeten Produkte sind nicht unbedingt im Lager verfügbar und verpflichten uns nicht zu ihrer Lieferung. Die von uns durchgeführten Abnahmeprüfungen beziehen sich auf Originalprodukte mit Originalzubehör: das teilweise Ersetzen einer Komponente durch andersartige Teile kann die Ergebnisse beeinträchtigen und läßt jede Garantie automatisch verfallen.

FR



CONSIDÉRATIONS GÉNÉRALES / RECOMMANDATIONS ET INSTRUCTIONS

Les textes cités et notre catalogue complet dans la version la plus actualisée sont disponibles sur notre site web

www.lagspa.it/downloads

Ces informations sont le résultat de nos expériences. Elles sont fournies à titre d'exemple, sans aucune responsabilité de notre part en ce qui concerne leur application. Pour toutes utilisations particulières, nous vous conseillons de vous adresser à notre service technique.

Les dimensions, descriptions, caractéristiques et illustrations sont fournies à titre indicatif et peuvent être modifiées sans préavis. Les produits illustrés n'impliquent nécessairement ni leur disponibilité en stock ni aucune obligation de notre part quant à l'exécution de leur fourniture. Les essais que nous effectuons se réfèrent à des produits originaux avec leurs accessoires originaux; le remplacement de l'un des éléments par un élément de production différente pourrait ne pas garantir les mêmes résultats et provoque donc automatiquement la déchéance de toutes garanties.

ES



CONSIDERACIONES GENERALES / RECOMENDACIONES Y ADVERTENCIAS

Los textos citados y el catálogo completo son disponibles en la versión mas actualizada en nuestro sitio

www.lagspa.it/downloads

Las informaciones aquí expuestas son el resultado de nuestras experiencias y son proporcionadas a título de ejemplo, sin ninguna responsabilidad por nuestra parte como consecuencia de su mal empleo. Para usos especiales se aconseja solicitar informaciones a nuestro Servicio Técnico.

Las dimensiones, las descripciones, las características y las ilustraciones tienen un valor genérico y están sujetas a variación sin obligación de aviso previo. Los productos ilustrados no implican necesariamente su disponibilidad en almacén ni nuestra obligación de suministro. Las pruebas efectuadas en la fábrica se refieren a productos originales con accesorios originales: la sustitución de uno de los componentes con otros de diferente origen podría no garantizar los mismos resultados y provoca la caducidad inmediata y automática de toda garantía.



RICERCA - RESEARCH - SUCHE RECHERCHE - BÚSQUEDA

		∅ MM	KG
	Ruote per mobilio. Furniture castors. Apparate Rollen. Roulettes pour meubles. Ruedas para mobiliario.	40-125	→ 90
M			
	Nucleo in materiale plastico - Anello in gomma nera. Thermoplastic core - Black rubber ring. Thermoplastischer Kern - Schwarzer Vollgummiring. Corps thermoplastique - Anneau en caoutchouc noir. Núcleo de plástico - Aro de goma negra.	80-250	→ 285
D			
	Nucleo in materiale plastico - Anello in gomma grigia elastica anti-traccia. Thermoplastic core - Non marking grey elastic rubber ring. Thermoplastischer Kern - Grauer Elastik-Vollgummiring, spurlos. Corps thermoplastique - Anneau en caoutchouc gris élastique non tachant. Núcleo de plástico - Aro de goma gris elástica anti-marca.	80-250	→ 320
DG			
	Dischi in lamiera - Anello in gomma nera. Steel discs - Black rubber ring. Stahlblechfelgen - Schwarzer Vollgummiring. Flasques en tôle d'acier - Anneau en caoutchouc noir. Discos metálicos - Aro de goma negra.	80-200	→ 230
B			
	Nucleo in poliammide 6 - Gomma blu elastica, vulcanizzata e antitraccia. Polyamide 6 core - Vulcanized blue elastic, non marking, rubber. Polyamid 6-Kern - Aufvulkanisierter, blauer Elastik-Gummi, spurlos. Corps en Polyamide 6 - Caoutchouc élastique bleu, vulcanisé, non tachant. Núcleo en Poliamida 6 - Goma azul elástica, vulcanizada, anti-marca.	100-250	→ 480
LB			
	Nucleo in alluminio - Gomma nera elastica vulcanizzata. Aluminium core - Vulcanized black elastic rubber. Aluminium Kern - Aufvulkanisierter schwarzer Elastik-Gummi. Corps aluminium - Caoutchouc élastique noir vulcanisé. Núcleo en aluminio - Goma negra elástica vulcanizada.	100-300	→ 700
E			
	Ruote in poliammide 6 colata per carichi extrapesanti. Cast polyamide 6 wheels for very heavy loads. Räder aus gegossenem Polyamid 6 für extraschwere Lasten. Roues en Polyamide 6 coulé, pour charges extra lourdes. Ruedas de Poliamida 6 colada para cargas extra pesadas.	200-400	→ 12000
PE			
	Poliammide 6. Polyamide 6. Polyamid 6. Polyamide 6. Poliamida 6.	80-300	→ 2400
P			
	Nucleo in poliammide 6 - Rivestimento in poliuretano ad iniezione. Polyamide 6 core - Injected polyurethane coating. Polyamid 6-Kern - Spritzguss-Polyurethanbelag. Corps en Polyamide 6 - Bandage en polyurethane injecté. Núcleo en Poliamida 6 - Revestimiento en poliuretano de inyección.	80-200	→ 550
N			

LEGENDA LEGEND LEGENDE LÉGENDE LEYENDA



Scarso
Poor
Schlecht
Faible
Pobre



Abbastanza buono
Quite good
Ziemlich gut
Suffisant
Bastante bueno



Molto buono
Very good
Sehr gut
Très bon
Muy bueno



Ottimo
Great
Ausgezeichnet
Excellent
Excelente



∅ MM
Diametro
Diameter
Raddurchmesser
Diamètre
Diámetro



KG
Portata
Load capacity
Tragfähigkeit
Capacité de charge
Carga



Scannerizza il QR Code e attiva la selezione della ruota con le caratteristiche più idonee.
 Scan the QR code and see the selection of the more ideal wheel.
 Scannen Sie den QR-Code und Starten Sie die Auswahl des Rades mit den bestgeeigneten Eigenschaften.
 Balayez le code QR pour activer la sélection de la roue avec les caractéristique les plus idonées.
 Escanee el código QR y active la selección de la rueda con las características más adecuadas

		SH.	INOX				
-20°C / +60°C -4°F / +140°F							
-20°C / + 60°C -4°F / +140°F	85 Sh A						
-20°C / + 60°C -4°F / +140°F	75 Sh A	✓	✓				
-20°C / +60°C -4°F / +140°F	85 Sh A						
-20°C / + 70°C -4°F / +158°F	70 Sh A	✓	✓				
-20°C / + 70°C -4°F / +158°F	73 Sh A						
-30°C / +80°C -22°F / +176°F							
-30°C / +80°C -22°F / +176°F		✓					
-30°C / +80°C -22°F / +176°F	58 Sh D	✓					

Temperatura
 Temperature
 Arbeitstemperatur
 Température
 Temperatura

SH.
 Durezza
 Hardness
 Härte
 Dureté
 Durezza

INOX
 Inox
 Stainless steel
 Edelstahl
 Inox
 Inox

Antitraccia
 Non marking
 Spurlos
 Non tachant
 Anti-marca

Rumorosità
 Noise
 Geräusch
 Bruit
 Ruido

Scorrevolezza
 Smooth running
 Rollfähigkeit
 Coefficient de roulement
 Facilidad de rodadura



RICERCA - RESEARCH - SUCHE RECHERCHE - BÚSQUEDA

		∅ MM	KG
	Nucleo in poliammide 6 - Rivestimento in poliuretano colato soffice. Polyamide 6 core - Cast soft polyurethane coating. Polyamid 6-Kern - Weiches Guss-Polyurethanbelag. Corps en Polyamide 6 - Bandage en polyurethane souple coulé. Núcleo en Poliamida 6 - Revestimiento en poliuretano colado blando.	100-300	→ 1000
	Nucleo in poliammide 6 - Rivestimento in poliuretano colato. Polyamide 6 core - Cast polyurethane coating. Polyamid 6-Kern - Guss-Polyurethanbelag. Corps en Polyamide 6 - Bandage en polyurethane coulé. Núcleo en Poliamida 6 - Revestimiento en poliuretano colado.	80-275	→ 1000
	Nucleo in alluminio - Rivestimento in poliuretano colato. Aluminium core - Cast polyurethane coating. Aluminium-Kern - Guss-Polyurethanbelag. Corps en aluminium - Bandage en polyurethane coulé. Núcleo en aluminio - Revestimiento en poliuretano colado.	80-250	→ 1100
	Nucleo in ghisa - Rivestimento in poliuretano colato soffice. Cast iron core - Cast soft polyurethane coating. Gusseisen-Kern - Weiches Guss-Polyurethanbelag. Corps en fonte - Bandage en polyurethane souple coulé. Núcleo en hierro fundido - Revestimiento en poliuretano colado blando.	80-250	→ 2400
	Nucleo in ghisa - Rivestimento in poliuretano colato. Cast iron core - Cast polyurethane coating. Gusseisen-Kern - Guss-Polyurethanbelag. Corps en fonte - Bandage en polyurethane coulé. Núcleo en hierro fundido - Revestimiento en poliuretano colado.	80-500	→ 6200
	Ruote in ghisa tornita esternamente, verniciata. Turned and painted cast-iron wheels. Gusseisen-Räder, überdreht und lackiert. Roues en fonte usinées, peintes. Ruedas en hierro fundido, torneada exteriormente y pintada.	80-200	→ 1500
	Nucleo in composto termoplastico - Anello in gomma per alte temperature. Thermoplastic core - High temperature rubber ring. Termoplastischer Kern - Hitzebeständiger Gummiring. Corps thermorésistant - Anneau caoutchouc pour hautes températures. Núcleo termoresistente - Aro de goma para temperaturas elevadas.	100	→ 80
	Composto termoplastico ad elevata resistenza per alte temperature. Thermoplastic compound for high temperatures. Thermoplastische Verbindung für hohe Temperaturen. Composé spécial pour hautes températures. Compuesto especial para empleos en temperaturas elevadas.	80-200	→ 400
	Ruota in alluminio pressofuso. Die-cast aluminium wheel. Rad aus Spritzguss-Aluminium-Legierung. Roue en alliage d'aluminium moulé sous pression. Rueda de aluminio vaciazido a presión.	85-190	→ 600

LEGENDA LEGEND LEGENDE LÉGENDE LEYENDA



Scarso
Poor
Schlecht
Faible
Pobre



Abbastanza buono
Quite good
Ziemlich gut
Suffisant
Bastante bueno



Molto buono
Very good
Sehr gut
Très bon
Muy bueno



Ottimo
Great
Ausgezeichnet
Excellent
Excelente



Diametro
Diameter
Raddurchmesser
Diamètre
Diámetro



Portata
Load capacity
Tragfähigkeit
Capacité de charge
Carga



Scannerizza il QR Code e attiva la selezione della ruota con le caratteristiche più idonee.

Scan the QR code and see the selection of the more ideal wheel.

Scannen Sie den QR-Code und Starten Sie die Auswahl des Rades mit den bestgeeigneten Eigenschaften.

Balayez le code QR pour activer la sélection de la roue avec les caractéristique les plus idonees.

Escanee el código QR y active la selección de la rueda con las características más adecuadas

	SH.	INOX					
-30°C / +80°C -22°F / +176°F	87 Sh A	✓					
-30°C / +80°C -22°F / +176°F	95 Sh A	✓					
-30°C / +80°C -22°F / +176°F	87 Sh A						
-30°C / +80°C -22°F / +176°F	95 Sh A						
-30°C / +80°C -22°F / +176°F							
-40°C / + 250°C -40°F / +482°F	75 Sh A	✓	✓				
-40°C / + 270°C -40°F / +518°F		✓					
-40°C / +270°C -40°F / +518°F		✓					

Temperatura
Temperature
Arbeits Temperatur
Température
Temperatura

SH.
Durezza
Hardness
Härte
Dureté
Dureza

INOX
Inox
Stainless steel
Edelstahl
Inox
Inox

Antitraccia
Non marking
Spurlos
Non tachant
Anti-marca

Rumorosità
Noise
Geräusch
Bruit
Ruido

Scorrevolezza
Smooth running
Rollfähigkeit
Coefficient de roulement
Facilidad de rodadura

APPLICAZIONI - APPLICATIONS - ANWENDUNGEN APPLICATION - APLICACIÓN

Logistica
Logistics
Logistik
Logistique
Logística



Carrelli Transpallet
Pallet trucks
Palettenhubwagen
Chariots transpalette
Carros transpaletas



Carrelli elevatori
Fork lift trucks
Gabelstapler
Chariots élévateurs
Carros elevadores



Automotive
Automotive sector
Automotive
Automobile
Automotor



Nautica e costiere
Nautical and coastal applications
Schifffahrt und Küste
Nautique et côtier
Náutica y costera



Industria alimentare e chimica
Food and chemical industries
Lebensmittelindustrie und chemische Industrie
Industrie alimentaire et chimique
Industria alimentaria y química



Panificazione e alte temperature
High temperature applications and bakeries
Brot Backen und hohe Temperaturen
Panification et haute température
Panificación y alta temperatura



Per conoscere tutte le applicazioni vai su www.lagspa.it
To know all the applications go to www.lagspa.it
Um alle Anwendungen zu kennen, besuchen Sie auf www.lagspa.it
Pour découvrir toutes les applications visitez notre site web www.lagspa.it
Para conocer todas las aplicaciones vaya a www.lagspa.it



COMPATIBILITÀ - COMPATIBILITY - BESTAENDIGKEIT COMPATIBILITÉ - COMPATIBILIDAD

				POLIURETANO & VULKOLLAN	POLYURETHANE & VULKOLLAN	POLYURETHAN & VULKOLLAN	POLYURÉTHANE & VULKOLLAN	POLIURETANO & VULKOLLAN
				POLIURETANO TERMOPLASTICO	THERMOPLASTIC POLYURETHANE	THERMOPLASTISCHER POLYURETHAN	POLYURÉTHANE TERMOPLASTIQUE	POLIURETANO TERMOPLASTICO
				GOMMA	RUBBER	GUMMI	CAOUTCHOUC	GOMA
				POLIAMMIDE	POLYAMIDE	POLYAMID	POLYAMIDE	POLIAMIDA
				COMPATIBILITÀ CHIMICA	CHEMICAL COMPATIBILITY	CHEMISCHE BESTAENDIGKEIT	COMPATIBILITÉ CHIMIQUE	COMPATIBILIDAD QUÍMICA
--	--	+	++	Acetato di etile	Ethyl acetate	Äthylacetat	Acétate d'ethyle	Acetat de etil
--	--	++	++	Acetone	Acetone	Aceton	Acétone	Acetona
--	-	++	--	Acido acetico	Acetic acid	Essigsäure	Acide acétique	Acido acético
--	--	+	--	Acido acetico glaciale	Acetic acid glacial	Eisessigsäure	Acide acétique glacial	Acido acético glacial
+	--	+	--	Acido cloridrico	Hydrochloric acid	Salzsäure	Acide chlorhydrique	Acido clorhidrico
--	--	+	--	Acido cloridrico conc.	Hydrochloric acid conc.	Salzsäure Konz.	Acide chlorhydrique conc.	Acido clorhidrico
--	/	--	-	Acido cromatico	Chromic acid	Chromsäure	Acide chromique	Acido cromatico
+	+	+	--	Acido formico	Formic acid	Ameisensäure	Acide formique	Acido fórmico
/	-	++	--	Acido fosforico	Phosphoric acid	Phosphorsäure	Acide phosphorique	Acido fosfórico
/	-	++	-	Acido lattico	Lactic acid	Milchsäure	Acide lactique	Acido lácteo
-	--	-	--	Acido nitrico	Nitric acid	Salpetersäure	Acide nitrique	Acido nítrico
-	--	-	--	Acido solforico	Sulphuric acid	Schwefelsäure	Acide sulfurique	Acido sulfúrico
++	++	++	++	Acqua	Water	Wasser	Eau	Agua
--	/	--	+	Acqua di cloro	Chlorine water	Chlorwasser	Eau chlorée	Agua clorada
++	-	+	--	Acqua ossigenata	Hydrogen peroxide	Wasserstoffsuperoxyd	Eau oxygénée	Agua oxigenada
--	--	--	--	Acqua regia	Aqua regia	Königswasser	Eau régale	Agua regia
+	+	++	++	Alcol etilico	Ethyl alcohol	Äthylalkohol	Alcool ethylique	Alcohol etílico
-	--	++	++	Alcol metilico	Methyl alcohol	Methylalkohol	Alcool methylique	Alcohol metílico
--	/	++	++	Aldeide formica	Formaldehyde	Formaldehyd	Formaldéhyde	Aldehido fórmico
--	/	+	+	Anilina	Aniline	Anilin	Aniline	Anilina
+	--	--	++	Benzina	Gasoline	Benzin	Essence	Gasolina
--	/	--	--	Bromo	Bromine	Brom	Brome	Bromo
++	+	++	++	Carbonato di sodio	Sodium carbonate	Natriumcarbonat	Carbonate de sodium	Carbonato de sodio
--	--	--	--	Cloro	Chlorine	Chlor	Chlore	Cloro
--	--	--	+	Cloro benzene	Chlorobenzene	Chlorbenzol	Chlorebenzéne	Clorobenceno
--	--	--	--	Cloroformio	Chloroform	Chloroform	Chloroforme	Cloroformo
--	--	--	+	Cloruro di metilene	Methylene dichloride	Methylenchlorid	Chlorure de méthylène	Cloruro de metileno
+	/	++	⊕	Cloruro di nichel	Nickel chloride	Nickelchlorid	Chlorure de nickel	Cloruro de níquel
⊕	/	+	++	Cloruro di sodio	Sodium chloride	Natriumchlorid	Chlorure de sodium	Cloruro de sodio
--	/	--	++	Cloruro di vinile	Vinyl chloride	Vinylchlorid	Chlorure de vinyle	Cloruro de vinilo
--	--	--	--	Cresolo	Cresols	Kresole	Crésol	Crisol
--	--	++	++	Dimetilformammide	Dimethylformamide	Dimethylformamid	Diméthylformamide	Dimetilformamida
+	+	--	++	Esano	Hexane	Hexan	Hexane	Hexano
/	+	/	++	Etere di petrolio	Petroleum ether	Erdöläther	Éther de pétrole	Eter de petróleo
⊕	++	⊕	--	Glicole etilenico	Ethylene glycol	Äthylenglykol	Glycol éthylique	Etilenglicol
--	/	++	+	Idrossido di potassio	Potassium hydroxide	Kaliumhydroxyd	Hydroxyde de potassium	Hidróxido de potasio
+	--	+	++	Idrossido di sodio	Sodium hydroxide	Natriumhydroxyd	Hydroxide de sodium	Hidróxido de sodio
--	-	+	++	Ipcolorito di sodio	Sodium hypochlorite	Natriumhypochlorit	Hypochlorite de sodium	Hipoclorito de sodio
++	++	++	++	Latte	Milk	Milch	Lait	Leche
--	--	--	++	Metiltilchetone	Methylethylketone	Methyläthylketon	Méthyle éthyle cétone	Metil-etilcetona
⊕	+	++	++	Nitrato di sodio	Sodium nitrate	Natriumnitrat	Nitrate de sodium	Nitrato de sodio
++	++	--	++	Oli minerali	Mineral oils	Mineralöle	Huiles mineral	Aceite mineral
++	/	--	++	Oli vegetali	Vegetable oils	Pflanzlicheöle	Huiles végétales	Aceite vegetal
++	--	--	++	Olio di paraffina	Paraffin oil	Paraffinöl	Huile de paraffine	Aceite de parafina
+	⊕	--	++	Olio diesel (nafta)	Diesel oil	Dieseöl	Huile diesel	Aceite diesel
++	/	--	--	Ozono	Ozone	Ozon	Ozone	Ozono
+	/	--	++	Petrolio	Petrol	Erdöl	Pétrole	Petróleo
++	/	+	++	Solfato di rame	Copper sulphate	Kupfersulfat	Sulfate de cuivre	Sulfato de cobre
--	--	--	++	Trementina	Turpentine	Terpentin	Térébenthine	Trementina
--	--	--	+	Tricloroetilene (trielina)	Trichloroethylene	Trichloräthylen	Trichloréthylène	Tricloroetileno
⊕	⊕	+	+	Vapore	Steam	Dampf	Vapeur	Vapor

++	Resistente	Resistant	Beständig	Résistant	Resistente
+	Discretamente resistente	Fairly resistant	Fair beständig	Moyennement résistant	Discretamente resistente
⊕	Probabilmente resistente	Probably resistant	Wahrscheinlich beständig	Probablement résistant	Probablemente resistente
-	Discretamente attaccato	Fairly attached	Wahrscheinlich angegriffen	Moyennement attaqué	Discretamente apegato
--	Non resistente	Not resistant	Nicht beständig	Non-résistant	No resistente
/	Nessun dato	No data available	Keine Information	Pas de données	No datos



ATTENZIONE - WARNING - ACHTUNG ATTENTION - ATENCIÓN



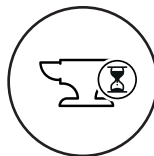
Distribuzione non uniforme del carico
Uneven distribution of load
Ungleichmäßige Lastverteilung
Distribution inégale de la charge
Distribución de carga desigual



Urti e collisioni
Shocks and collisions
Stöße und Kollisionen
Chocs et collisions
Golpes y colisiones



Applicazione violenta del carico
Violent application of load
Kräftige Laststellung
Application violente de la charge
Aplicación violenta de carga



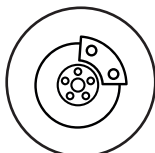
Lunghi periodi di stazionamento sotto carico
Parking under load for long periods of time
Lange Standzeit unter Belastung
Longues périodes de stationnement sous charge
Largos períodos de estacionamiento bajo carga



Caduta da dislivelli
Fall from steps
Absturz
Dénivellations
Caída de las diferencias de altura




Evitare sovraccarichi
Do not overload
Überlastungen vermeiden
Éviter les surcharges
Evitar sobrecargas



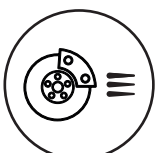
Movimentazione con i dispositivi di bloccaggio e/o frenatura inseriti
Displacement of the equipment with engaged braking and/or lock devices
Bewegen des Wagens bei betätigten Brems- und/oder Feststellvorrichtungen
Déplacement avec dispositifs de blocage et/ou freinage actifs
Movimiento con los dispositivos de bloqueo y / o frenado insertados



Lavaggio con detergenti chimicamente aggressivi
Washing with chemically aggressive detergents
Reinigung durch angreifende Chemicalien
Nettoyage avec détergents chimiquement agressifs
Lavado con detergentes químicamente agresivos



Stazionamento dell'apparecchiatura con i dispositivi di bloccaggio e/o frenatura inseriti su pendenze superiori al 3%.
Parking the equipment with braking and/or locking devices engaged on slopes exceeding 3%
Stationieren des Wagens bei angeschalteten Sperr- und / oder Bremsvorrichtungen auf Steigungen > 3%
Stationnement de l'équipement avec dispositifs de blocage et/ou frein actifs si la pente est > 3%
Estacionamiento del equipo con dispositivos de bloqueo y / o frenado insertados en pendientes > 3%



Utilizzo dei dispositivi di bloccaggio e/o frenatura con l'apparecchiatura in movimento
Engaging of the braking and/or locking devices while the equipment is moving
Verwendung der Sperr- und / oder Bremsvorrichtungen während der Fahrt
Utilisation de dispositifs de blocage et/ou freinage si l'équipement est en marche
Uso de dispositivos de bloqueo y / o frenado con equipos en movimiento

VERIFICHE E MANUTENZIONE INSPECTIONS AND MAINTENENCE INSPEKTIONEN UND WARTUNG VÉRIFICATIONS ET MANUTENTION CONTROLES Y MANTENIMIENTO	Mesi - Months - Monate - Mois - Meses		
	3	6	12
Danneggiamento al basamento Damages to equipment structure Laufflächebeschädigung Déterioration du pavement Daño al sótano			☑
Serraggio elementi di fissaggio Tightening of fitting elements Festspannung der Anschlussschrauben Serrage composants de fixation Apriete de los elementos de fijación		☑	
Integrità del prodotto Product integrity Produktvollständigkeit Intégrité du produit Integridad del producto		☑	
Efficacia dispositivi di frenatura Efficiency of braking devices Leistung der Bremsanlagen Efficacité dispositifs de freinage Eficacia de los dispositivos de frenado	☑		
Alterazione del prodotto Product alteration Produktveränderung Altération du produit Alteración del producto		☑	
Proprietà elettriche Electrical properties Elektrischfähige Eigenschaften Propriétés électriques Propiedades eléctricas	☑		
Serraggio assale ruota e perni di attacco Wheel axle and attachment stem torque Festspannung von Radachse und Zapfen Serrage axe de la roue et vis de fixation Fijación del eje de la rueda y pasadores de conexión		☑	
Ripristino lubrificazione Relubrification Nachschmierung Graissage Recuperación de la lubricación		☑	

GENERAL INFORMATION

Designers need to take a number of different factors into account to achieve the best possible results: a wheel that fully meets the real demands of the workplace drastically reduces overall material handling costs. In order to assess whether a product satisfies the requirements it is essential to examine the following factors in detail: maximum load, floor (condition and type), rolling resistance, speed, temperature and any other working conditions.

MAXIMUM LOAD

This is the load to be carried plus the weight of the truck or trolley. In the case of a four-wheeled truck or trolley, one can only be sure that three of the wheels will be in contact with ground at any given moment, so the maximum load on each wheel is calculated by dividing the maximum total load by 3, using the following formula:

$$Q = (P_u + P_a) : n$$

where: n = Minimum number of wheels always in contact with the ground
 P_u = useful load
 P_a = weight of truck/trolley
 Q = Maximum load on each castor (theoretical)

One also needs to take into account the possibility of uneven load distribution by adopting a safety margin that ensures that the effective load never exceeds the theoretical load even in the event of overloads. Select a wheel or castor that has the same or a higher capacity than the maximum theoretical load calculated using the formula above. The actual load capacity of the wheels with PA6 (nylon) hub will be reduced at 50% of the nominal admissible load when used at temperatures above 60°C (140°F).

FLOOR

It is preferable to choose wheels with an elastic rubber or soft polyurethane tread for floors with a rough surface (grating, porphyry, asphalt, etc.) or which are in poor condition; while wheels with a hard tread can be used on hard and compact floors (cement etc.). Relatively fragile floors (tiles, ceramic etc.) require the use of suitable rubber or polyurethane tyre wheels chosen according to the load being transported and the amount of protection required.

ROLLING RESISTANCE

The rolling resistance decreases with the increase of the hardness of the tyre and/or diameter of the wheel. The type and condition of the floor also influences the rolling resistance, with the best results being obtained on hard and compact surfaces that are in excellent condition. Smooth running can be improved still further by using wheels with ball bearings instead of the more economical solutions adopting roller or plain bearings. Manually operated trolleys should use large diameter wheels with suitable bearings to avoid excessive operator effort (especially if they have to be moved for some distance) even though it will result in higher load capacity than the maximum load calculated using the system described above.

Rolling resistance is always greater at the start: it can be as high as 60-80% greater after a long stop under load.

SPEED

The speed at which the truck or trolley moves strongly influences the wheel or castor load capacity. All the values shown in this catalogue are for a maximum speed of 4 km/h and manually propelled applications. Higher speeds will reduce the load capacity, thus making it necessary to choose wheels with a higher load capacity. If the trucks are being moved by mechanical means, it will be necessary to choose an appropriate type of fork assembly (with hardened precision bearings) and ensure that it is positioned for maximum vehicle stability as well as optimum load distribution. Choosing the appropriate swivel assembly will also avoid the shimmy problems encountered at higher speeds.

TEMPERATURE

For applications at temperatures outside the normal range (+15°C to 28°C) be sure that the chosen wheel or castor can meet the required working conditions. In the case of cold-storage rooms, for example, where the trucks/trolleys are likely to remain stationary for long periods at temperatures as low as -40°C, you will need to use specially lubricated monolithic wheels. Low temperatures can stiffen normal elastomers and damage the bonding of the tyre on the core. In the case of trucks or trolleys which need to stand in ovens for long periods at temperatures from +80°C to +270°C it is necessary to use appropriate wheels or castors suitable for this application.

ADVERSE CONDITIONS

Holes, tracks, steps, gate guides, unlevelled hoist doors and similar obstacles make it advisable to use elastic rubber or soft polyurethane tyre wheel with the largest possible diameter. Swarf, glass fragments, foundry slag and sundry residues require steel or cast iron wheels or wheels with a polyurethane coatings. If oil, grease, humidity or specific corrosive chemicals are present in the work environment, monolithic nylon or polyurethane coated nylon wheels (for greater protection of the floor and lower noise levels) should be chosen.

The information concerning the resistance of the materials to the most common chemicals have to be considered as indicative only, since the resistance to these chemicals depends from various factors such as their concentration, the temperature, the humidity, the length of contact, etc. The mixture of two or more chemicals may cause different effects from those given for the single substance. If in doubt please contact our technical department.

The information presented herein is the result of our experience and is provided purely by way of example, such that we decline all responsibility regarding the consequences of its application. Please contact our technical service concerning any special application.

The dimensions, descriptions, specifications and illustrations herein are indicative and subject to variations without notice. The fact that products are illustrated herein does not necessarily imply they are available from stock nor does it place us under any obligation to supply them. Tests carried out refer to the original products with original accessories: the replacement of one of the components with others of different manufacture might prevent the same results from being achieved and will automatically invalidate any guarantee.

RECOMMENDATIONS AND WARNINGS

In compliance with EEC directive No. 85/374 on manufacturer's liability, the user is obliged to observe all the recommendations specified by manufacturers regarding the installation, use and maintenance of their products.

STORAGE

Before installation, the wheels and castors must be stored in well-ventilated rooms without excessive humidity and within a temperature range of -10°C to +35°C. They must under no circumstances be exposed to sunlight for long periods of time.

USE

The wheels and castors are interchangeable parts which are normally used on manually-propelled equipment, trucks and trolleys for indoor material handling requirements. When the wheels or castors are to be put to a different use from that for which they were originally intended, prior agreement between the customer and supplier is essential (identifying which product is best suited for the application). On any single item of equipment always use wheels and castors of the same type and with the same specifications, bearings and tread.

All the locking or braking devices illustrated in this catalogue (improperly called "brakes") must only be used on horizontal floors. The braking force on floors which are not horizontal (which anyhow must not have a gradient greater than 3%) the braking force may not be sufficient to hold the total mass of the truck, trolley or equipment: suitable tests should be carried out before use. Never use these devices to reduce the speed of moving equipment or make it come to an immediate halt.

CAPACITY

The load capacities of wheels and castors for industrial applications shown in this catalogue apply to normal conditions of use, unless otherwise stated. Namely:

- maximum speed of movement 4 km/h
- floor hard, compact and in good condition
- height of obstacles no greater than 5% of diameter (for wheels with tread hardness Shore A < 90) or no greater than 2.5% of diameter (for wheels with treads hardness Shore A ≥ 90)
- ambient temperature between +15°C and +28°C
- non-continuous manual movement.

Unless otherwise specified the load capacities up to about 2000 kg are verified according to ISO 22883 and ISO 22878 while the remaining are defined with finite elements analysis (FEA). The load capacities of items within series Q and QD, as related to special applications, are set according to internal procedures. Load ratings are given in accordance with the ETRTO standard for polyurethane tread idle wheels with load capacities exceeding 2000 kg, drive wheels and press-on-bands.

Internal procedures are used to determine load capacities for wheels with polyamide 6 hubs (unsuitable for long distances under load) as well as for forks and transpallet rollers (no applicable standards).

FITTING

The user must always check the strength of the mechanical parts (axles, bolts, bushes, etc.) used for assembling wheels, ensuring they are suitable for the type of fitting and the maximum load to which they will be subjected. When using swivel fork assemblies it is essential for them to be fitted perfectly perpendicular to the floor. Fixed castors must be vertical and perfectly aligned so that the wheel is under all circumstances orientated in the direction of travel. Castors with top plate mounting are designed to be fitted using four bolts with washers and nuts. The mounting interface of the equipment on which they are to be fitted must be rigid and the top plate must be in contact with it along its entire surface. Under no circumstances weld the top plate to the equipment. The solid stem castors require tubular structures with tight tolerances to ensure the solid stem is rigidly held inside the mounting hole.

MAINTENANCE

The user is responsible for maintenance of the product. Use of the product in more corrosive environments than normal, close to the sea, with loads exceeding the rated capacity, with overloads, at high speeds or on floors with surface damage can lead to early deterioration of the wheels and castors and even cause their failure. Draw up an effective maintenance schedule which includes the following:

Inspection of the trolley

Check:

- that the structure is stable and that the wheels and fork assemblies are fitted correctly;
- for any damage to the frame due to loads in excess of the rated capacity or to violent falls of the loads carried;
- that the surface on which the castors are mounted is perfectly flat.

If there are any faults restore the truck, trolley or equipment to its original condition, changing the wheels and castors if necessary. Make sure all the mounting means, such as bolts, nuts, washers etc. are tightened correctly, changing them if they are no longer effective.

Inspection of the wheels

Check the visible tread wear: flat areas indicate that foreign bodies (string, cord, threads, etc.) are preventing the wheel from turning freely on its axis. If necessary, fit thread guards to slow down the accumulation of this type of material around the hub. Change wheels and castors with excessive play or stiff rotation. Change wheels with cut or irregularly worn tread. Change wheels with cracked or dry elastomer coating and polyamide wheels with flat treads. Change wheels with rubber tyres that have stretched or show signs of swelling or softening. Check the electrical conductivity of the conductive wheels at regular intervals and clean the tread frequently to make sure it is free of any impurities which could insulate it from the floor. Remove larger foreign bodies which have penetrated the tread or made their way between the wheels of twin fork assemblies. Make sure the wheel axle is tight.


Inspection of the fork assemblies

Check that the fork swivels correctly, that the centre nut is tight, that the bearing races are in fair condition and that there are no foreign bodies and corrosion inside the swivel head. The plate bearings must be in fair condition, without excessive play. Replace the castor if wear or deformation detected is such to be of prejudice to the performance of the castor. Check that the arms on the fixed fork assemblies are not bent and are perpendicular to the floor.

Check efficiency of breaking and blocking devices.

Lubrication

The swivel bearings and wheel bearings must be lubricated at regular intervals to ensure a long service life, reduce tractive force and improve the smooth operation of the assembly as a whole. Use appropriate lubricants for the application, paying particular attention to ensure they are suited to the work temperature. Our products are normally supplied pre-greased and it is generally sufficient to lubricate them every six months. When working in corrosive environments or in high temperatures, lubricate at least once a month. If the trucks/trolleys are washed frequently, it is advisable to lubricate them every time after washing. Never use chemically corrosive detergents.

ORGANI DI ROTOLAMENTO - BEARINGS - LAGERUNG - ORGANS DE ROULEMENT - ORGANOS DE RODAMIENTO



Cuscinetti a sfere schermati da un lato e semi-bussola in materiale termoplastico o bussola di riduzione in tubo di acciaio trafilato con distanziali in acciaio zincato: per usi continui ai massimi carichi.

Shielded precision ball bearings, with thermoplastic semi-bushes or reduction bush of drawn steel tube and spacers of zincplated steel: for continuous applications at highest loads.

Abgeschirmte Präzisions-Rillenkugellager und Semi-Büchsen aus Polyamid oder Reduktionshülse aus Stahlrohr mit Abstandhalter aus verzinktem Stahl: geeignet für Höchstbelastung.

Roulements à billes de précision protégés sur un côté et semi-bagues en Polyamide ou entretoise en acier tréfilé avec bagues en acier zingué: idéal pour applications avec charges élevées.

Cojinetes a bolas de precision protegidos por el lado exterior y semi-bujes en material termoplastico o casquillo de reducción en tubo de acero trafilado y separadores internos y externos en acero cincado: para usos continuos a las máximas cargas.




Cuscinetti a sfere schermati di costruzione speciale per le ruote BETA: per usi con frequente movimentazione ai massimi carichi consentiti delle ruote.

Shielded ball bearings of special design for wheels series BETA: for frequent usage at maximum wheel loading.

Abgeschirmte Rillenkugellager in Sonderausführung für BETA Räder: für häufigen Lauf unter höchstmöglicher Belastung der Räder.

Roulements à billes de fabrication spéciale pour les roues BETA: pour usage fréquent aux charges plus élevées admis par les roues.

Cojinetes a bolas de construcción especial para las ruedas BETA: para usos frecuentes a las máximas cargas permitidas para esta rueda.



Cuscinetti a sfere INOX a tenuta stagna con distanziale inox e semi-bussola in materiale termoplastico.

Stainless steel sealed ball bearings and inner spacer with thermoplastic semi-bushes.

Wasserdichte Edelstahl Rillenkugellager mit Edelstahl Abstandhalter und Semi-Büchsen aus Polyamid.

Roulements à bille Inox étanches avec bagues entre roulements inox et semi-bagues en Polyamide.

Cojinetes a bolas de precisión Inox estancos con separadores inox y semi-bujes en material termoplastico.




Cuscinetto a rullini standard e bussola in tubo di acciaio: per impiego in ambienti normali.

Standard roller bearing and steel bush: for applications in normal environments.

Rollenlager, standard, und Reduktionshülse aus Stahlrohr: für Betrieb unter normalen Bedingungen.

Roulement à rouleaux standard et entretoise en tube acier: pour usage dans un milieu normal.

Cojinete a rodillos standard y casquillo de reducción en tubo de acero: para usos en ambientes normales.




Cuscinetto a rullini Inox AISI 304 e bussola in acciaio inox AISI 304: per impiego in presenza di sostanze corrosive.

Stainless steel roller bearing AISI 304 and stainless steel bush AISI 304: for applications in corrosive environments.

Rollenlager, rostfrei, aus Edelstahl AISI 304 mit Reduktionshülse aus Edelstahl AISI 304: für Betrieb bei Korrosionsmitteln.

Roulement à rouleaux Inox AISI 304 et entretoise en acier inox AISI 304: pour usage en presence de substances corrosives.

Cojinete a rodillos Inox AISI 304 y casquillo de reducción en acero inox AISI 304: para usos en ambientes corrosivos.




Boccole in poliammide 6 autolubrificante e bussola di riduzione in tubo di acciaio o acciaio inox AISI 304: per usi intermittenti.

Self-lubricating polyamide 6 bushes and steel or stainless steel AISI 304 reduction bush: for intermittent use.

Büchsen aus Polyamid 6, selbstschmierend, und Reduktionshülse aus Stahl oder Edelstahl AISI 304: für zeitbegrenzten Betrieb.

Bagues en Polyamide 6 autolubrificante et entretoise en acier ou acier inox AISI 304: pour usage intermittent.

Buje en poliamida 6 autolubrificante y casquillo de reducción en tubo de acero o acero inox AISI 304: para usos intermitentes.



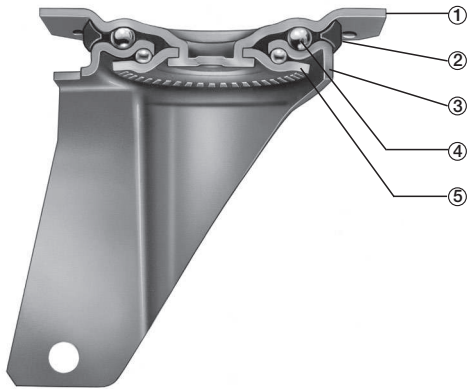
Foro passante e bussola di riduzione in tubo di acciaio o acciaio inox AISI 304: per usi intermittenti.

Plain bore and reduction bush obtained from a steel tube or stainless steel AISI 304: for non continuous use.

Gleitlager und Reduktionshülse aus Stahl oder aus Edelstahl AISI 304: für zeitbegrenzten Betrieb.

Alésage lisse et entretoise de réduction en tube acier ou acier inox AISI 304: pour usage intermittent.

Agujero liso y casquillo de reducción en tubo de acero o acero inox AISI 304: para usos intermitentes.



SUPPORTI MEDI INOX20 A PIASTRA

- Finitura: lucidatura
- 1) Piastra d'attacco con perno preformato in lamiera inox AISI 304 stampata.
- 2) Anello parapolvere in materiale termoplastico (termoplastico cristallino nei supporti per alte temperature, max. +270°)
- 3) Corpo girevole in lamiera inox AISI 304 stampata.
- 4) Sfere di acciaio inox AISI 420
- 5) Anello tenuta sfere in lamiera inox AISI 304 stampata.

MEDIUM DUTY TOP PLATE CASTORS INOX20

- Finish: polished.
- 1) Top plate with forged central pin in pressed stainless steel-sheet AISI 304.
- 2) Thermoplastic dust protection ring (crystalline thermoplastic for high temperature castors, max. 270°C).
- 3) Swivel fork in pressed stainless steel-sheet AISI 304.
- 4) Stainless steel balls AISI 420.
- 5) Balls retaining ring in pressed stainless steel sheet AISI 304.

MITTELLAST GEHÄUSE INOX20 MIT EINBAUPLATTE

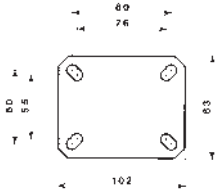
- Finish: poliert.
- 1) Einbauplatte aus gepresstem AISI 304 Edelstahlblech mit vorgeformtem Zapfen.
- 2) Staubring aus thermoplastischem Kunststoff (kristallin thermoplastischer Kunststoff für hohe Temperaturen, max. 270°C).
- 3) Lenkgabel aus gepresstem AISI 304 Edelstahlblech.
- 4) Kugeln aus AISI 420 Edelstahl.
- 5) Kugelkranzhalter aus gepresstem AISI 304 Edelstahlblech.

CHAPES MOYENNES INOX20 A PLATINE

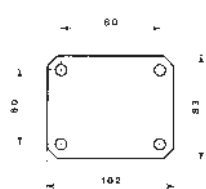
- Finition: polie.
- 1) Platine de fixation avec pivot central préformé en tôle inox AISI 304 emboutie.
- 2) Anneau pare-poudre en matière thermoplastique (thermoplastique cristalline dans les chapes pour hautes températures max. 270°C).
- 3) Fourche pivotante en tôle inox AISI 304 emboutie.
- 4) Billes en acier inox AISI 420.
- 5) Anneau porte-billes en tôle inox AISI 304 emboutie.

SOPORTES MEDIOS INOX20 A PLATINA

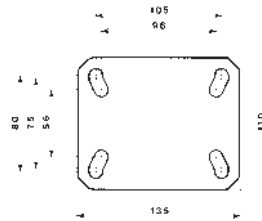
- Acabado: pulido.
- 1) Platina de anclaje con perno central preformado en chapa inox AISI 304 estampada.
- 2) Anillo anti-polvo en material termoplastico (plastico cristallino en los soportes para altas temperaturas, max. 270°C).
- 3) Horquilla giratoria en chapa inox AISI 304 estampada.
- 4) Bolas en acero inox AISI 420.
- 5) Disco porta-bolas en chapa inox AISI 304 estampada.



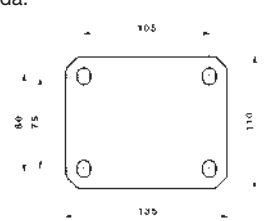
Ø 80/40-125/40



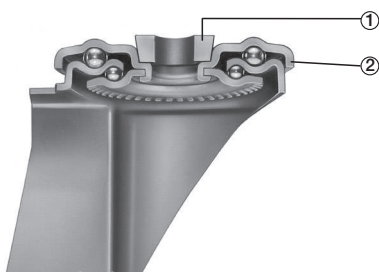
Ø 100/50L-150/50L



Ø 125/50-150/50



Ø 175/60-200/60



SUPPORTI INOX20 A FORO PASSANTE

- 1) Boccia di riduzione del foro passante in acciaio inox AISI 430.
- 2) Piastra porta sfere in lamiera inox AISI 304.

STAINLESS STEEL INOX20 BOLT HOLE CASTORS

- 1) Bolt hole reduction bush in stainless steel AISI 430.
- 2) Stainless steel AISI 304 balls retaining plate.

ROSTFREIES GEHÄUSE INOX20 MIT RÜCKENLOCH

- 1) Reduktionshülse zum Rückenloch aus Edelstahl AISI 430.
- 2) Kugelkranzhalter aus gepresstem Edelstahl AISI 304.

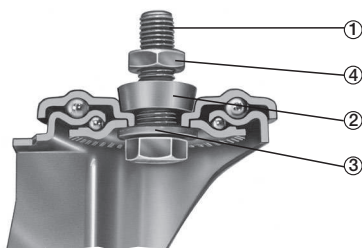
CHAPES INOX20 A TROU CENTRAL

- 1) Bague de réduction du trou central en acier inox AISI 430.
- 2) Disque porte-billes en tôle inox AISI 304 estampée.

SOPORTES INOX20 CON TALADRO LISO PASADOR

- 1) Casquillo de reducción por taladro en acero AISI 430.
- 2) Platina porta-bolas en chapa de acero inox AISI 304.

Ø	Π	71
80 100 125	40	HB=10-12
100 125 150	50	HD=12-14
180 200	60	HE=12-14 HF=16-18



SUPPORTI INOX20 A PERNO FILETTATO

- 1) Perno filettato in acciaio inox AISI 304.
- 2) Boccia di riduzione del foro in acciaio inox AISI 430.
- 3) Rondella inox AISI 304. 4) Dado inox AISI 304.

THREADED STEM STAINLESS STEEL INOX20 CASTORS

- 1) Threaded stainless steel stem AISI 304.
- 2) Stainless steel AISI 430 bolt hole reduction bush.
- 3) Stainless steel washer AISI 304. 4) Stainless steel nut AISI 304.

ROSTFREIES GEHÄUSE INOX20 MIT GEWINDESTIFT

- 1) Rostfreie Gewindestift aus Edelstahl AISI 304.
- 2) Reduktionshülse zum Rückenloch aus Edelstahl AISI 430.
- 3) Rostfreie Scheibe AISI 304. 4) Rostfreie Mutter AISI 304.

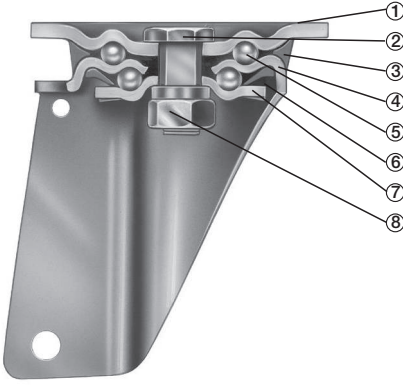
CHAPES INOX20 A TIGE FILETEE

- 1) Tige filetée en acier inox AISI 304.
- 2) Bague de réduction du trou central en acier inox AISI 430.
- 3) Rondelle inox AISI 304. 4) Ecrou inox AISI 304.

SOPORTES INOX20 CON ESPIGA ROSCADA

- 1) Espiga roscada inox AISI 304.
- 2) Casquillo de reducción por el taladro en inox AISI 430.
- 3) Arandela inox AISI 304. 4) Tuerca inox AISI 304.

Ø	Π	71
80 100 125	40	YA=M10x25 YB=M12x25
100 125 150	50	YC=M12x30 YD=M14x30
180 200	60	YE=M12x30 YF=M16x30



SUPPORTI PESANTI INOX40

- Finitura: lucidatura.
- 1) Piastra d'attacco in lamiera inox AISI 304 stampata.
- 2) Perno centrale inox AISI 303 ribadito alla piastra.
- 3) Anello parapolvere in materiale termoplastico (water resistant).
- 4) Corpo girevole in lamiera inox AISI 304 stampata.
- 5) Sfere di acciaio inox AISI 420.
- 6) Guarnizione di tenuta in materiale termoplastico (water proof).
- 7) Anello tenuta sfere in lamiera inox AISI 304 stampata.
- 8) Dado autobloccante inox.

HEAVY DUTY CASTORS INOX40

- Finish: polished.
- 1) Top plate in pressed stainless steel sheet AISI 304.
- 2) Stainless steel kingpin AISI 303 riveted to the top plate.
- 3) Thermoplastic dust protection ring (water resistant).
- 4) Swivel fork in pressed stainless steel-sheet AISI 304.
- 5) Stainless steel balls AISI 420.
- 6) Thermoplastic dust seal (water proof).
- 7) Balls retaining ring in pressed stainless steel-sheet AISI 304.
- 8) Self-locking stainless steel nut.

SCHWERLAST GEHÄUSE INOX40

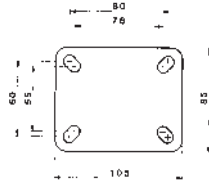
- Finish: poliert.
- 1) Einbauplatte aus gepresstem AISI 304 Edelstahlblech.
- 2) Auf der Platte eingienieteter Königsbolzen aus AISI 303 Edelstahl.
- 3) Wasserabweisender Staubring aus thermoplastischem Kunststoff.
- 4) Lenkgabel aus gepresstem AISI 304 Edelstahlblech.
- 5) Kugeln aus AISI 420 Edelstahl.
- 6) Wasser- und Staubabdichtungsring aus thermoplastischem Kunststoff.
- 7) Kugelkranzhalter aus gepresstem AISI 304 Edelstahlblech.
- 8) Selbstsichernde Edelstahl-Mutter.

CHAPES LOURDES INOX40

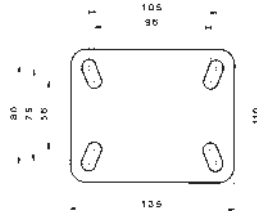
- Finition: polie.
- 1) Platine de fixation en tôle inox AISI 304 emboutie.
- 2) Pivot central inox AISI 303 rivé à la platine.
- 3) Anneau pare-poudre en matière thermoplastique (résistante à l'eau).
- 4) Fourche pivotante en tôle inox AISI 304 emboutie.
- 5) Billes en acier inox AISI 420.
- 6) Joint étanche en matière thermoplastique.
- 7) Anneau porte-billes en tôle inox AISI 304 emboutie.
- 8) Ecrou de sûreté inox.

SOPORTES PESADOS INOX40

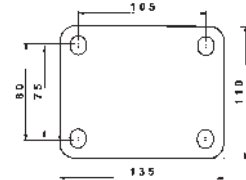
- Acabado: pulido
- 1) Platina de anclaje en chapa inox AISI 304 estampada.
- 2) Perno central en inox AISI 303 remachado a la platina.
- 3) Anillo anti polvo en material termoplastico (water resistant).
- 4) Horquilla giratoria en chapa inox AISI 304 estampada.
- 5) Bolas en acero inox AISI 420.
- 6) Junta estanca en material termoplastico.
- 7) Disco porta-bolas en chapa inox AISI 304 estampada.
- 8) Tuerca autobloqueante inox.



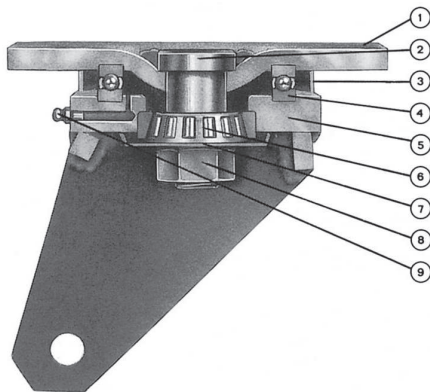
Ø 80/50L-125/50L



Ø 80/50-160/50



Ø 125/60-300/60



SUPPORTI EXTRA PESANTI PER RUOTE GEMELLATE G80

- Finitura: verniciatura.
- 1) Piastra d'attacco in acciaio di grosso spessore.
- 2) Perno centrale.
- 3) Anello parapolvere.
- 4) Cuscinetto assiale a sfere*.
- 5) Corpo girevole in lamiera d'acciaio di grosso spessore saldata.
- 6) Cuscinetto a rulli conici.
- 7) Disco parapolvere in lamiera d'acciaio stampata.
- 8) Dado con bloccaggio.
- 9) Ingrassatore.

EXTRA HEAVY DUTY CASTORS FOR TWIN WHEELS G80

- Finish: painted.
- 1) Top plate in heavy gauge pressed steel sheet.
- 2) Kingpin.
- 3) Dust protection ring.
- 4) Axial ball bearing*.
- 5) Fabricated swivel fork in heavy gauge steel-sheet.
- 6) Tapered roller bearing.
- 7) Dust cover disc in pressed steel-sheet.
- 8) Locked nut.
- 9) Grease nipple.

EXTRASCHWERLAST GEHÄUSE FÜR ZWILLINGSRÄDER G80

- Finish: lackiert.
- 1) Einbauplatte aus dickem Stahlblech.
- 2) Königsbolzen.
- 3) Staubring.
- 4) Axial Kugellager*.
- 5) Lenkgabel aus dicker Stahlschweiß-Konstruktion.
- 6) Kegelrollenlager.
- 7) Staubdeckel aus gepresstem Stahlblech.
- 8) Gesicherte Mutter.
- 9) Schmiernippel.


CHAPES EXTRA-LOURDES POUR ROUES JUMELÉES G80

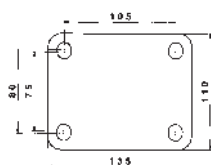
- Finition: peinte.
- 1) Platine de fixation en tôle d'acier de forte épaisseur.
- 2) Pivot central.
- 3) Anneau pare-poudre.
- 4) Roulement axial à billes*.
- 5) Fourche pivotante en tôle d'acier de forte épaisseur, soudée.
- 6) Roulement à rouleaux coniques.
- 7) Disco pare-poudre en tôle d'acier emboutie.
- 8) Ecrou avec blocage.
- 9) Graisseur.

SOPORTES EXTRAPESADOS PARA RUEDAS GEMELAS G80

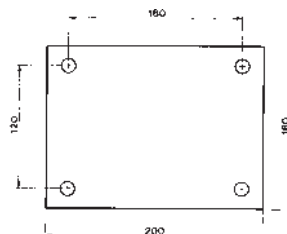
- Acabado: pintado.
- 1) Platina de anclaje en chapa de grande espesor.
- 2) Perno central.
- 3) Anillo anti-polvo.
- 4) Cojinete axial a bolas*.
- 5) Horquilla giratoria en chapa de acero de grande espesor, soldada.
- 6) Cojinete de rodillos conicos.
- 7) Disco anti-polvo en chapa de acero estampada.
- 8) Tuerca con bloqueo.
- 9) Engrasador.

* ∇ Ø 400x132+132: Cuscinetto assiale sostituito da cuscinetto a rulli conici - Axial ball bearing replaced by taper roller bearing - Axial Kugellager durch Kegelrollenlager ersetzt - Roulement axial à billes remplacé par un roulement à rouleaux coniques - Cojinete axial reemplazado por cojinete a rodillos cónicos.

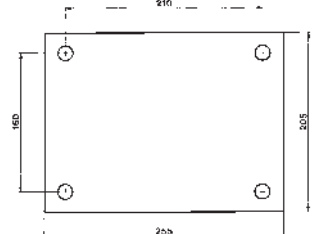
	AxB
Ø250/100+100	255x245
Ø300/132+132	255x310
Ø400/132+132	255x340



Ø 100/73-100/105

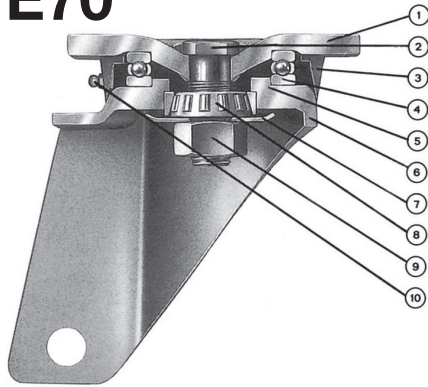


Ø 125-150/105



Ø 200-400

E70



SUPPORTI EXTRA PESANTI E70

- Finitura: verniciatura
- 1) Piastra d'attacco in acciaio di grosso spessore
- 2) Perno centrale
- 3) Anello parapolvere in materiale termoplastico
- 4) Cuscinetto assiale a sfere
- 5) Anello porta cuscinetti in acciaio lavorato e saldato al corpo girevole
- 6) Corpo girevole in lamiera d'acciaio stampata
- 7) Disco parapolvere in lamiera d'acciaio stampata
- 8) Cuscinetto a rulli conici
- 9) Dado con bloccaggio
- 10) Ingrassatore

EXTRA HEAVY DUTY CASTORS E70

- Finish: painted.
- 1) Heavy gauge top plate.
- 2) Kingpin.
- 3) Thermoplastic dust protection ring.
- 4) Axial ball bearing.
- 5) Bearing supporting steel ring, machined and welded to the swivel fork.
- 6) Swivel fork in pressed steel-sheet.
- 7) Dust cover disc in pressed steel.
- 8) Tapered roller bearing.
- 9) Locked nut.
- 10) Grease nipple.

EXTRASCHWERLAST GEHÄUSE E70

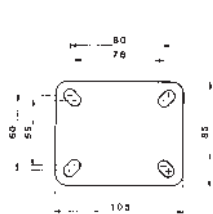
- Finish: lackiert.
- 1) Dicke Einbauplatte.
- 2) Königsbolzen.
- 3) Staubring aus thermoplastischem Kunststoff.
- 4) Axial Kugellager.
- 5) Kugellagerhalterring aus nachgedrehtem und zum Lenkgabel geschweißtem Stahl.
- 6) Lenkgabel aus gepresstem Stahlblech.
- 7) Staubdeckel aus gepresstem Stahlblech.
- 8) Kegelrollenlager.
- 9) Gesicherte Mutter.
- 10) Schmiernippel.

CHAPES EXTRA-LOURDES E70

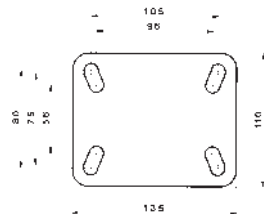
- Finition: peinte
- 1) Platine de fixation de forte épaisseur.
- 2) Pivot central.
- 3) Anneau pare-poudre en matière thermoplastique.
- 4) Roulement axial à billes.
- 5) Anneau porte-roulement en acier usiné et soudé à la fourche pivotante.
- 6) Fourche pivotante en tôle d'acier emboutie.
- 7) Disque pare-poudre en tôle d'acier emboutie.
- 8) Roulement à rouleaux coniques.
- 9) Ecrou avec blocage.
- 10) Graisseur.

SOPORTES EXTRA PESADOS E70

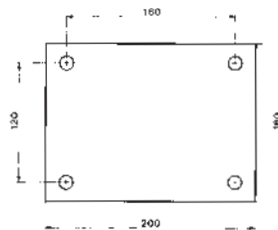
- Acabado: pintado.
- 1) Platina de anclaje de acero de grande espesor.
- 2) Perno central.
- 3) Anillo anti-polvo en material termoplastico.
- 4) Cojinete axial a bolas.
- 5) Anillo porta-cojinete en acero mecanizado y soldado a la horquilla giratoria.
- 6) Horquilla giratoria en chapa de acero estampada.
- 7) Disco anti-polvo en chapa de acero estampada.
- 8) Cojinete de rodillos conicos.
- 9) Tuerca con bloqueo.
- 10) Engrasador.



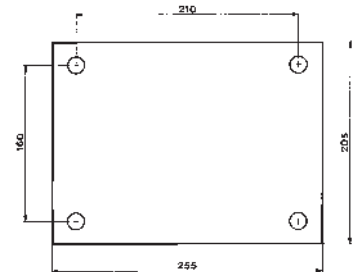
Ø 100/40



Ø 82/73-82/105
Ø 100/50-150/50
Ø 150/60-200/60

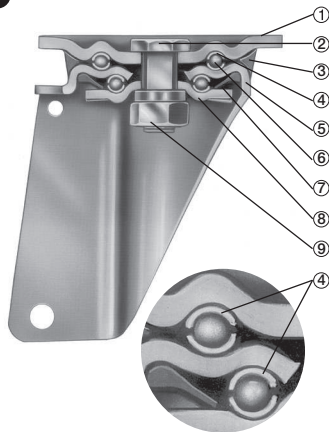


Ø 250/76-300/76



Ø 300-400/153

P60



SUPPORTI PESANTI P60

- Finitura: zincatura elettrolitica bianca
- 1) Piastra d'attacco in lamiera d'acciaio stampata
- 2) Perno centrale ribadito alla piastra
- 3) Anello parapolvere in materiale termoplastico (water resistant)
- 4) Ralle contenimento sfere in acciaio temperato
- 5) Corpo girevole in lamiera d'acciaio stampata
- 6) Sfere d'acciaio temperato
- 7) Guarnizione di tenuta in materiale termoplastico (water proof)
- 8) Anello tenuta sfere in lamiera d'acciaio stampata
- 9) Dado autobloccante

HEAVY DUTY CASTORS P60

- Finish: electro-zinc plated, white.
- 1) Top plate in pressed steel-sheet.
- 2) Kingpin riveted to the top-plate.
- 3) Thermoplastic dust protection ring (water resistant).
- 4) Hardened steel ball races.
- 5) Swivel fork in pressed steel sheet.
- 6) Hardened steel balls.
- 7) Thermoplastic dust seal (water proof).
- 8) Balls retaining ring in pressed steel-sheet.
- 9) Self-locking nut.

SCHWERLAST GEHÄUSE P60

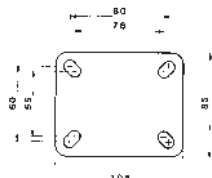
- Finish: elektro-verzinkt, weiß
- 1) Einbauplatte aus gepresstem Stahlblech
- 2) Auf der Platte eingienieteter Königsbolzen
- 3) Wasserabweisender Staubring aus thermo plastischem Kunststoff
- 4) Kugelbahnen aus gehärtetem Stahlblech
- 5) Lenkgabel aus gepresstem Stahlblech
- 6) Gehärtete Stahlkugeln
- 7) Wasser- und Staubabdichtungsring aus thermo-plastischem Kunststoff
- 8) Kugelhalterring aus gepresstem Stahlblech
- 9) Selbstsichernde Mutter

CHAPES LOURDES P60

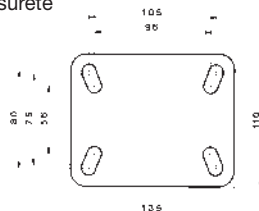
- Finition: électrozingué, blanc
- 1) Platine de fixation en tôle d'acier emboutie
- 2) Perno central rivé à la platine
- 3) Anneau pare-poudre en matière thermoplastique (résistant à l'eau)
- 4) Cuvettes porte-billes en acier trempé
- 5) Fourche pivotante en tôle d'acier emboutie
- 6) Billes en acier trempé
- 7) Joint étanche en matière thermoplastique
- 8) Anneau porte billes en tôle d'acier emboutie
- 9) Ecrou de sûreté

SOPORTES PESADOS P60

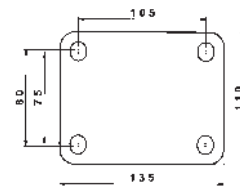
- Acabado: electro-cincado, blanco.
- 1) Platina de anclaje en chapa de acero estampada.
- 2) Perno central remachado a la platina.
- 3) Anillo anti-polvo en material termoplastico (water-resistant).
- 4) Pistas de rodadura en acero templado.
- 5) Horquilla giratoria en chapa de acero estampada.
- 6) Bolas en acero templado.
- 7) Junta estanca en material termoplastico.
- 8) Disco porta bolas en chapa de acero estampada.
- 9) Tuerca autobloqueante.



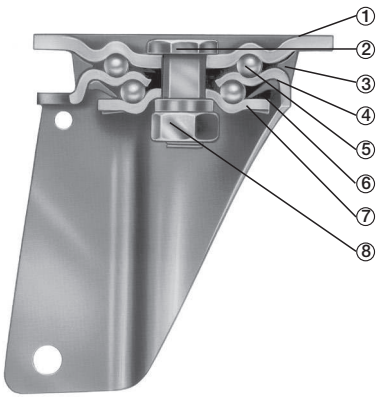
Ø 80-100/50L



Ø 80-100/50-160/50



Ø 125/60-300/60



SUPPORTI MEDIO-PESANTI M40

- Finitura: zincatura elettrolitica bianca
- 1) Piastra d'attacco in lamiera d'acciaio stampata
- 2) Perno centrale ribadito alla piastra
- 3) Anello parapolvere in materiale termoplastico (water resistant)
- 4) Corpo girevole in lamiera d'acciaio stampata
- 5) Sfere d'acciaio temperato
- 6) Guarnizione di tenuta in materiale termoplastico (water proof)
- 7) Anello tenuta sfere in lamiera d'acciaio stampata
- 8) Dado autobloccante

MEDIUM-HEAVY DUTY CASTORS M40

- Finish: electro-zinc plated, white.
- 1) Top plate in pressed steel-sheet.
- 2) Kingpin riveted to the top-plate.
- 3) Thermoplastic dust protection ring (water resistant).
- 4) Swivel fork in pressed steel-sheet.
- 5) Hardened steel balls.
- 6) Thermoplastic dust seal (water proof).
- 7) Balls retaining ring in pressed steel-sheet.
- 8) Self-locking nut.

MITTEL-SCHWER LAST GEHÄUSE M40

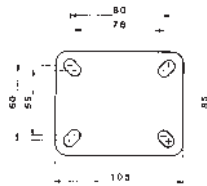
- Finish: elektro-verzinkt, weiß.
- 1) Einbauplatte aus gepresstem Stahlblech.
- 2) Auf der Platte eingienieteter Königsbolzen.
- 3) Wasserabweisender Staubring aus thermoplastischem Kunststoff.
- 4) Lenkgabel aus gepresstem Stahlblech.
- 5) Gehärtete Stahlkugeln.
- 6) Wasser- und Staubabdichtungsring aus thermoplastischem Kunststoff.
- 7) Kugelkranzhalter aus gepresstem Stahlblech.
- 8) Selbstsichernde Mutter.

CHAPES MI-LOURDES M40

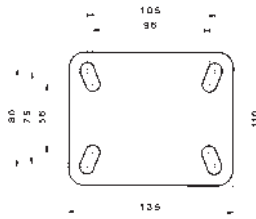
- Finition: électrozingué, blanc.
- 1) Platine de fixation en tôle d'acier emboutie.
- 2) Pivôt central rivé à la platine.
- 3) Anneau pare-poudre en matière thermoplastique (résistant à l'eau).
- 4) Fourche pivotante en tôle d'acier emboutie.
- 5) Billes en acier trempé.
- 6) Joint étanche en matière thermoplastique.
- 7) Anneau porte-billes en tôle d'acier emboutie.
- 8) Ecrou de sûreté.

SOPORTES MEDIO-PESADOS M40

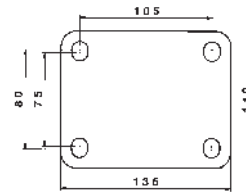
- Acabado: electro-cincado, blanco.
- 1) Platina de anclaje en chapa de acero estampada.
- 2) Perno central remachado a la platina.
- 3) Anillo anti-polvo en material termoplastico (water-resistant).
- 4) Horquilla giratoria en chapa de acero estampada.
- 5) Bolas en acero templado.
- 6) Junta estanca en material termoplastico.
- 7) Disco porta bolas en chapa de acero estampada.
- 8) Tuerca autobloqueante.



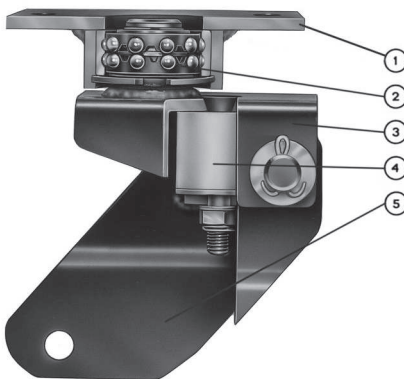
Ø 80-100/50L-125/50L



Ø 80-100/50-160/50



Ø 125/60-250/60



SUPPORTI MEDI MOLLEGGIATI M34

- Finitura: verniciatura in cataforesi nera
- 1) Piastra d'attacco in lamiera d'acciaio con sede cuscinetto
- 2) Cuscinetto obliquo a due corone di sfere
- 3) Corpo girevole in lamiera d'acciaio
- 4) Molla in poliuretano
- 5) Bilanciere oscillante su boccole di bronzo

MEDIUM DUTY SPRING CASTORS M34

- Finish: electro-painted, black
- 1) Steel-sheet top plate with bearing seat.
- 2) Oblique bearing with double row of balls.
- 3) Swivel fork in steel-sheet.
- 4) Polyurethane buffer spring.
- 5) Equaliser swinging on bronze bushes

MITTELLAST GEFEDERTE GEHÄUSE M34

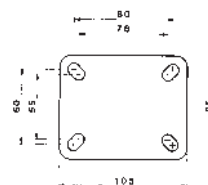
- Finish: Epoxy elektrolackiert, schwarz.
- 1) Einbauplatte aus Stahlblech mit Lagersitz.
- 2) Schräges Kugellager mit doppeltem Kugelkranz.
- 3) Lenkgabel aus gepresstem Stahlblech.
- 4) Polyurethan-Feder.
- 5) Schwinghebel auf Bronzebuchsen.

CHAPES MOYENNES COMPENSEES M34

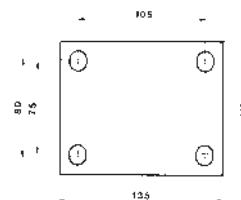
- Finition: peinte en cataphorèse noir.
- 1) Platine de fixation en tôle d'acier avec cage à roulement.
- 2) Roulement oblique avec double couronne des billes.
- 3) Fourche pivotante en tôle d'acier emboutie et soudée.
- 4) Ressort en polyurethane.
- 5) Balancier oscillant sur bagues en bronze.

SOPORTES MEDIOS CON AMORTIGUADORES M34

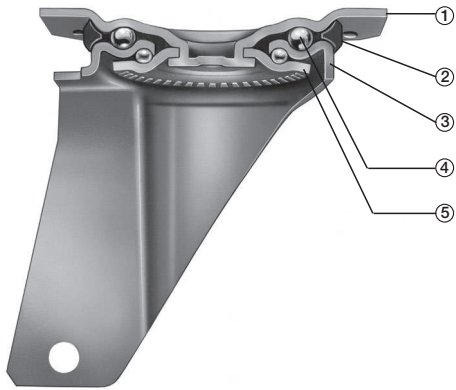
- Acabado: pintado en cataforesis negra.
- 1) Platina de anclaje en chapa de acero con alojamiento cojinete.
- 2) Cojinete oblicuo con dos coronas de bolas.
- 3) Horquilla giratoria en chapa de acero.
- 4) Resorte en poliuretano.
- 5) Balancin oscilante encima de casquillos en bronce.



Ø 100-125



Ø 100-200



SUPPORTI MEDI M22 A PIASTRA

- Finitura: zincatura elettrolitica bianca
- 1) Piastra d'attacco con perno preformato in lamiera d'acciaio stampata
- 2) Anello parapolvere in materiale termoplastico (termoplastico cristallino nei supporti per alte temperature, max. 270°C)
- 3) Corpo girevole in lamiera d'acciaio stampata
- 4) Sfere d'acciaio temperato
- 5) Anello tenuta sfere in lamiera d'acciaio stampata

MEDIUM DUTY TOP-PLATE CASTORS M22

- Finish: electro-zinc plated, white.
- 1) Top plate with forged central pin in pressed steel-sheet.
- 2) Thermoplastic dust protection ring (crystalline thermoplastic for high temperature castors, max. 270°C).
- 3) Swivel fork in pressed steel-sheet.
- 4) Hardened steel balls.
- 5) Balls retaining ring in pressed steel-sheet.

MITTELLAST GEHÄUSE M22 MIT EINBAUPLATTE

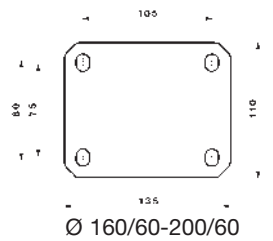
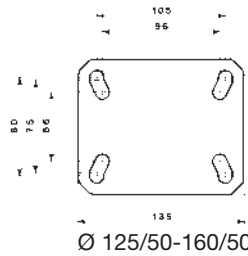
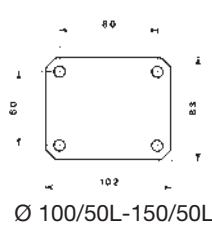
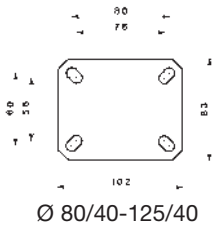
- Finish: elektro-verzinkt, weiß
- 1) Einbauplatte aus gepresstem Stahlblech mit vorgeformtem Zapfen.
- 2) Staubring aus thermoplastischem Kunststoff (kristallin-thermoplastischer Kunststoff für hohe Temperaturen, max. 270°C).
- 3) Lenkgabel aus gepresstem Stahlblech.
- 4) Gehärtete Stahlkugeln.
- 5) Kugelhalterring aus gepresstem Stahlblech.

CHAPES MOYENNES M22 A PLATINE

- Finition: électrozingué, blanc.
- 1) Platine de fixation avec pivot central préformé en tôle d'acier emboutie.
- 2) Anneau pare-poudre en matière thermoplastique (thermoplastique cristalline dans les chapes pour hautes températures, max. 270 °C).
- 3) Fourche pivotante en tôle d'acier emboutie.
- 4) Billes en acier trempé.
- 5) Anneau porte-billes en tôle d'acier emboutie.

SOPORTES MEDIOS M22 A PLATINA

- Acabado: electro-cincado, blanco.
- 1) Platina de anclaje con perno central preformado en chapa de acero estampada.
- 2) Anillo anti-polvo en material termoplastico (termoplastico cristallino en los soportes para altas temperaturas, max. 270°C).
- 3) Horquilla giratoria en chapa de acero estampada.
- 4) Bolas en acero templado.
- 5) Disco porta bolas en chapa de acero estampada.



SUPPORTI MEDI M22 A FORO PASSANTE

- 1) Boccola di riduzione del foro passante.
- 2) Piastra porta sfere in lamiera d'acciaio stampata.

MEDIUM DUTY BOLT HOLE M22 CASTORS

- 1) Bolt hole reduction bush.
- 2) Pressed steel balls retaining plate.

MITTELLAST GEHÄUSE M22 MIT RÜCKENLOCH

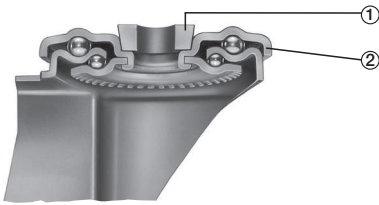
- 1) Reduktionshülse zum Rückenloch.
- 2) Kugelkranzhalter aus gepresstem Stahlblech.

CHAPES MOYENNES M22 A TROU CENTRAL

- 1) Bague de réduction du trou central.
- 2) Disque porte-billes en tôle d'acier estampée.

SOPORTES MEDIOS M22 CON TALADRO LISO PASADOR

- 1) Casquillo de reducción por el taladro.
- 2) Platina porta-bolas en chapa de acero estampada.



SUPPORTI MEDI M22 A PERNO LISCI

- 1) Perno liscio zincato. 2) Boccola di riduzione del foro.
- 3) Rondella zincata. 4) Dado autobloccante zincato.

SOLID STEM MEDIUM DUTY M22 CASTORS

- 1) Solid stem, zincplated. 2) Bolt hole reduction bush.
- 3) Zincplated washer. 4) Zincplated self locking nut.

MITTELLAST GEHÄUSE M22 MIT ZAPFEN

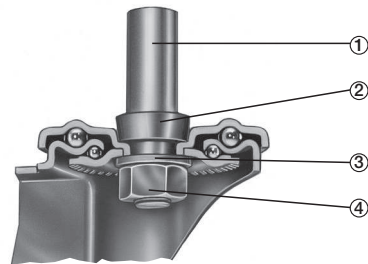
- 1) Zapfen, verzinkt. 2) Reduktionshülse zum Rückenloch.
- 3) Scheibe, verzinkt. 4) Selbstsichernde Mutter, verzinkt.

CHAPES MOYENNES M22 A TIGE

- 1) Tige zinguée. 2) Bague de réduction du trou central.
- 3) Rondelle zinguée. 4) Ecrou de sûreté, zinguée.

SOPORTES MEDIOS M22 CON PERNO LISO

- 1) Perno liscio cincado. 2) Casquillo de reducción por el taladro.
- 3) Arandela cincada. 4) Tuerca autobloqueante cincada.



SUPPORTI MEDI M22 A PERNO FILETTATO

- 1) Perno filettato zincato. 2) Boccola di riduzione del foro.
- 3) Rondella zincata. 4) Dado zincato.

THREADED STEM MEDIUM DUTY M22 CASTORS

- 1) Threaded stem, zincplated. 2) Bolt hole reduction bush.
- 3) Zincplated washer. 4) Zincplated nut.

MITTELLAST GEHÄUSE M22 MIT GEWINDESTIFT

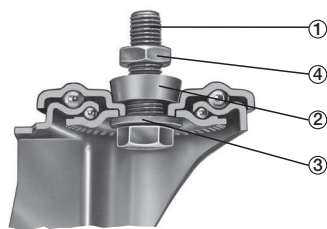
- 1) Gewinde, verzinkt. 2) Reduktionshülse zum Rückenloch.
- 3) Scheibe, verzinkt. 4) Mutter, verzinkt.

CHAPES MOYENNES M22 A TIGE FILETÉE

- 1) Tige filetée, zinguée. 2) Bague de réduction du trou central.
- 3) Rondelle zinguée. 4) Ecrou zingué.

SOPORTES MEDIOS M22 CON ESPIGA ROSCADA

- 1) Espiga roscada cincada. 2) Casquillo de reducción por el taladro.
- 3) Arandela cincada. 4) Tuerca cincada.



Ø	HT	STANDARD	HT
80	40	FB=10-12	GB=10-12
100			
125			
100	50	FD=12-14	GD=12-14
125			
150			
160			
160	60	FE=12-14 FG=16-18	GE=12-14 GG=16-18
180			
200			

Ø	HT	STANDARD	HT
80	40	DA=20x50 DB=22x50	EA=20x50 EB=22x50
100			
125			
100	50	DC=20x50 DD=22x50 DE=27x60	EC=20x50 ED=22x50 EE=27x60
125			
150			
160			
160	60	DF=27x60	EF=27x60
180			
200			

Ø	HT	STANDARD	HT
80	40	VA=M10x25 VB=M12x25	ZA=M10x25 ZB=M12x25
100			
125			
100	50	VC=M12x30 VD=M14x30	ZC=M12x30 ZD=M14x30
125			
150			
160			
160	60	VE=M12x30 VF=M16x30	ZE=M12x30 ZF=M16x30
180			
200			

**P60 - M40 - M22
INOX40 - INOX20**

FR/FH



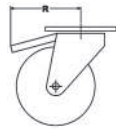
FRENO ANTERIORE A PEDALE – Blocca contemporaneamente la rotazione della ruota e del supporto. È applicato ai supporti girevoli **Inox40, Inox20** (molla in acciaio inox AISI 301) e **P60, M40, M22**. Nei supporti **P60, M40** e **Inox40** il freno è regolabile. Per articoli con freno aggiungere FR o FH al codice.



TRAILING FOOT BRAKE - Locks wheel and swivel simultaneously. It is fitted to swivel castors **Inox40, Inox20** (AISI 301 stainless steel spring) and **P60, M40, M22**. The brake on castors **P60, M40** and **Inox40** is adjustable. To order items with brake add FR or FH to part number.

FUSS-FESTSTELLER IN NACHLAUF - Blockiert Rad und Lenkung gleichzeitig. Ausführung für Lenkgehäuse **Inox40, Inox20** (Feder aus Edelstahl AISI 301) und **P60, M40, M22**. Die Ausführung für **P60, M40** und **Inox40** Gehäuse ist nachstellbar. Für Rollen mit Totalfesteller FR oder FH zur Bestell-Nr beifügen.

FREIN AVANT A PEDALE - Bloque en même temps la roue et le pivotement. Appliqué aux chapes pivotantes **Inox40, Inox20** (ressort en acier inox AISI 301) et **P60, M40, M22**. Le frein des chapes **P60, M40** et **Inox40** est réglable. Pour articles avec frein ajouter FR ou FH au code.


FRENO ANTERIOR DE PIÉ - Bloquea simultaneamente el soporte y la rueda. Aplicado a los soportes giratorios **Inox40, Inox20** (muelle en acero inox AISI 301) y **P60, M40, M22**. En los soportes **P60, M40** y **Inox40** el freno es ajustable. Para artículos con freno añadir FR o FH al código.



		 R	
M22 - Inox20:	Ø 80-125/40	108 mm	Kg. 0,110
	Ø 100-160/50	140 mm	Kg. 0,180
	Ø 160-200/60	168 mm	Kg. 0,280
P60 - M40 - Inox40:	Ø 100-160/50	140 mm	Kg. 0,270
	Ø 125-300/60	170 mm	Kg. 0,470

E70 - P60 - M40

FV



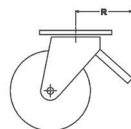
FRENO POSTERIORE A PEDALE - Blocca contemporaneamente la rotazione della ruota e del supporto. Leveraggio a snodo senza molle. È munito di vite di regolazione. Per articoli con freno aggiungere FV al codice.

LEADING FOOT BRAKE - Locks wheel and swivel simultaneously. Leverage without springs. Is adjustable by means of a screw. To order items with brake add FV to part number.

FUSS-FESTSTELLER IN VORLAUF - Blockiert Räd und Lenkung gleichzeitig. Hebefunktion ohne Feder. Mit Einstellschraube. Für Rollen mit Totalfesteller FV zur Bestell-Nr beifügen.

FREIN ARRIER A PEDALE - Bloque en même temps la roue et le pivotement. Système de leviers sans ressort. Equipé d'une vis de réglage. Pour articles avec frein ajouter FV au code.

FRENO POSTERIOR DE PIÉ - Bloquea simultaneamente el soporte y la rueda. Sistema de levas sin muelle. Dotado de tornillo de regulación. Para artículos con freno añadir FV al código.



		 R	
E70:	Ø 150-200/60	150 mm	Kg. 0,500
P60 - M40:	Ø 125-300/60	150 mm	Kg. 0,500



PARAPIEDE - Accessorio, in lamiera d'acciaio stampata e zincata, applicabile sia ai supporti girevoli che fissi; protegge i piedi dell'operatore evitandone lo schiacciamento. Disponibile per molte misure.

FOOTGUARD - Accessory made of pressed zincplated steel can be assembled on swivel and fixed forks; protects the operator's feet. Available in different sizes.

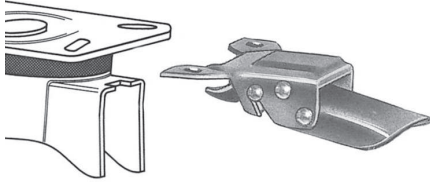
FUSSSCHUTZ - Zubehör aus gepresstem und verzinktem Stahlblech kann auf sowohl Lenkgehäuse als auch Bockgehäuse eingebaut werden; schützt die Fahrer-Füße vom Quetschung. In verschiedenen Grossen lieferbar.

PARE-PIED - Accessoire réalisé en acier estampé et zingué peut-être monté sur chapes pivotantes et fixes; protège les pieds de l'opérateur en prévenant leur écrasement. Disponible en plusieurs dimensions.

PROTECCIÓN DE PIÉ - Accessorio en chapa de acero estampada y cincada, se puede ensamblar a los soportes giratorios y fijos; protege los pies del operador evitando el aplastamiento. Disponible para diferentes medidas.

E70 - P60 - M40 - M22


BLOCCAGGIO DIREZIONALE - Blocca la rotazione del supporto nella direzione del senso di marcia.
DIRECTIONAL LOCK - Locks the swivel in the direction of motion.
RICHTUNGSFESTSTELLER - Lenksperre in Laufrichtung.
BLOCAGE DIRECTIONNEL - Bloque le pivotement dans la direction de marche.
BLOQUEO DIRECCIONAL - Bloquea el rodamiento del soporte en la dirección de marcha.



		Art. N.	AxB	b	
M22:	Ø 100-150/50L	P3920	102x83	60	Kg. 0,390
	Ø 125-160/50	P3925	135x110	80	Kg. 0,390
	Ø 160-200/60	P3985	135x110	80	Kg. 0,390
M40 - P60:	Ø 80-125/50L	P3920	105x85	60	Kg. 0,390
	Ø 80-160/50	P3925	135x110	80	Kg. 0,390
	Ø 125-300/60	P3940	135x110	80	Kg. 0,390
E70:	Ø 150-200/60	P3945	135x110	80	Kg. 0,390

G80 - E70

BLOCCAGGIO DIREZIONALE - Si aziona manualmente, blocca la rotazione del supporto in due punti a 180°. Aggiungere B2 al codice.
DIRECTIONAL LOCK - Manually operated, locks the swivelling of the castor in two points at 180°. Add B2 to part number.
RICHTUNGSFESTSTELLER - Hand betätigt, blockiert die Lenkung der Gehäuse auf zwei Punkte zu 180°. Beifügen B2 zur Bestellnummer.
BLOCAGE DIRECTIONNEL - Actionné manuellement, arrête le pivotement de la chape sur deux points à 180°. Ajouter B2 à la référence produit.
BLOQUEO DIRECCIONAL - Accionado manualmente, bloquee el girar de la horquilla en dos puntos a 180°. Añadir B2 al código.



G80: Ø 125-150/105, Ø 200/126, Ø 250/153, Ø 250/100+100, Ø 300/153, Ø 300/132+132, Ø 400/132+132

E70: Ø 300/153



PARAFILI - Proteggono il mozzo dal filo, polvere, etc. Con trattamento superficiale identico al supporto. Disponibili per molte misure.
THREAD-GUARDS - Protect the hub from threads, dust, etc. They have the same surface treatment as the castor. Available in different sizes.
FADENSCHÜTZE - Schützen die Nabe gegen Faden, Staub, usw. Mit dem gleichen Außen-Finish wie die Gehäuse. In verschiedenen Grossen lieferbar.
PARÉ-FILS - Protègent le moyeu de fils, poussière, etc. Avec la même finition de la surface que la chape. Disponibles en plusieurs dimensions.
PARA-HILOS - Protegen el eje de hilos, polvo, etc. Mismo acabado de superficie del soporte. Disponibles para diferentes medidas.

ROTELLE PER MOBILIO
FURNITURE WHEELS AND CASTORS
APPARATEROLLEN
ROULETTES POUR MEUBLES
RUEDAS PARA MOBILIARIO

Art. N.+*FR*



	D	50	60	80	100	125	40	50	50	60	80	60
	E	23	24	24	24	30	17	17	22	22	27	24
		NYLON + GOMMA NYLON + RUBBER NYLON + GUMMI NYLON + CAOUTCHOUC NYLON + GOMA					NYLON NERO BLACK NYLON SCHWARZ NYLON NYLON NOIR NYLON NEGRO					NYLON BIANCO WHITE NYLON WEISS NYLON NYLON BLANC NYLON BIANCO

RUOTA - WHEEL - RAD - ROUE - RUEDA
FORO PASSANTE - PLAIN BORE - GLEITLAGER - ALÉSAGE LISSE - AGUJERO LISO

Art. N.	M310	M320	M330	M340	M350	M11	M12	M13	M14	M15	4020	
	d	8	8	8	10	8	8	8	8	10	8	
	L	28	28	28	34	20	21	28	28	34	28	
	Kg.	40	50	55	55	28	30	50	60	70	90	

SUPPORTI GIREVOLI - SWIVEL CASTORS - LENKROLLEN - ROULETTES PIVOTANTES - CONJUNTOS GIRATORIOS

Art. N.	M410 ♦	M420 ♦	M430 ♦	M440 ♦	M450 ♦	M6	M7	M8	M9	M10	4250	
	H	72	82	103	121	150	59	66	72	79	103	82,5
	AxB	60x60	60x60	60x60	60x60	77x67	42x42	42x42	60x60	60x60	60x60	60x60
	axb	38x38 46x46	38x38 46x46	38x38 46x46	38x38 46x46	50x41 61x51	30x30	30x30	38x38 46x46	38x38 46x46	38x38 46x46	38x38 46x46
	g	6	6	6	6	8	5	5	6	6	6	6
	F	21	21	25	32	40,5	24,5	24,5	21	21	27,5	21
	FR	FR	FR	FR	FR	FR	-	-	-	-	-	-
	Kg.	40	50	55	55	80	28	30	50	60	70	60

SUPPORTI FISSI - FIXED CASTORS - BOCKROLLEN - ROULETTES FIXES - CONJUNTOS FIJOS


Art. N.	M610	M620	M630	M640	M650	M16	M17	M18	M19	-	4280	
	H	72	82	103	121	150	59	66	72	79	-	82,5
	AxB	60x67	60x67	60x67	60x67	77x67	48x48	48x48	60x67	60x67	-	60x67
	axb	38x38 46x46	38x38 46x46	38x38 46x46	38x38 46x46	50x41 61x51	30x30	30x30	38x38 46x46	38x38 46x46	-	38x38 46x46
	g	6	6	6	6	8	5	5	6	6	-	6
	F	21	21	25	32	40,5	24,5	24,5	21	21	27,5	21
	FR	FR	FR	FR	FR	FR	-	-	-	-	-	-
	Kg.	40	50	55	55	80	28	30	50	60	-	60

SUPPORTI A PERNO FILETTATO - THREADED STEM CASTORS
LENKROLLEN MIT GEWINDEZAPFEN - ROULETTES A TIGE FILETÉE - CONJUNTOS CON ESPIGA ROSCADA

Art. N.	M510 ♦	M520 ♦	M530 ♦	M540 ♦	M550 ♦	M1	M2	M3	M4	M5	4320	
	H	72	82	103	121	150	59	66	72	79	103	82,5
	PxQ	M12x25	M12x25	M12x25	M12x25	M12x25	M10x20	M10x20	M12x25	M12x25	M12x25	M12x25
	F	21	21	25	32	40,5	24,5	24,5	21	21	27,5	21
	FR	FR	FR	FR	FR	FR	-	-	-	-	-	-
	Kg.	40	50	55	55	80	28	30	50	60	70	60

NUCLEO IN MATERIALE TERMOPLASTICO + ANELLO IN GOMMA NERA

- Anello in gomma nera, durezza 85±5 Shore A.
- Nucleo in materiale termoplastico nero ad alta resistenza.
- Temperatura di impiego: -20°C / +60°C.
- Mozzo con: cuscinetto a rullini standard; boccole in nylon (poliammide 6).



THERMOPLASTIC CORE + BLACK RUBBER RING

- Solid black rubber ring, hardness 85±5 Shore A.
- Core in high quality black thermoplastic material.
- Temperature range: -20°C / +60°C (-4°F / +140°F).
- Hub with: standard roller bearing; nylon (polyamide 6) friction bearing.

CORPS EN MATIÈRE THERMOPLASTIQUE + ANNEAU EN CAOUTCHOUC NOIR

- Anneau en caoutchouc noir, dureté 85±5 Shore A.
- Corps en matière thermoplastique noir à haute résistance.
- Température d'emploi: -20°C / + 60°C (-4°F / +140°F).
- Moyeu avec: roulement à rouleaux standard; bagues en nylon (polyamide 6).

KUNSTSTOFFFELGE + SCHWARZER VOLLGUMMIRING

- Schwarzer Vollgummiring, Härte 85±5 Shore A.
- Radkern aus hochwertigem schwarzem Kunststoff.
- Arbeitstemperatur: -20°C / +60°C.
- Lagerung: Standard Rollenlager; Nylon (Polyamid6)-Lagerbuchse.

NUCLEO EN MATERIAL TERMOPLÁSTICO + ARO DE GOMA NEGRA

- Aro de goma negra, dureza 85±5 Shore A.
- Núcleo en material termoplástico negro de alta resistencia.
- Temperatura de empleo: -20°C / + 60°C (-4°F / +140°F).
- Cubo con: cojinete a rodillos; buje en nylon (poliamida 6).

	D	80	100	125	125	150	160	160	180	200	250	250
	E	25	30	37,5	37,5	40	40	45	45	50	60	60

CUSCINETTO A RULLINI - ROLLER BEARING - ROLLENLAGER - ROUEMENT Á ROULEAUX - COJINETE A RODILLOS


Art. N.	13054	13058	13062	13064	13072	13076	13078	13082	13086	13093	13094	
	d	12	12	12	15	15	15	20	20	20	20	25
	L	40	40	40	50	50	50	60	60	60	74	74
	Kg.	50	75	90	100	125	135	135	170	205	285	285

BOCCOLA DI NYLON - NYLON FRICTION BEARING - NYLON BUCHSE - PALIER EN NYLON - BUJE DE NYLÓN

Art. N.	13104	13108	13112	13114	13122	13126	13128	13132	13136	13143	13144	
	d	12	12	12	15	15	15	20	20	20	20	25
	L	40	40	40	50	50	50	60	60	60	74	74
	Kg.	50	75	90	100	125	135	135	170	205	285	285

DELTA + M22

MEDI - MEDIUM - MITTELAST - MOYENNES - MEDIOS



	D	80	100	125	125	125	150	150	160	160	180	200	
	E	25	30	37,5	37,5	37,5	40	40	40	45	45	50	

SUPPORTI GIREVOLI - SWIVEL CASTORS - LENKROLLEN - ROULETTES PIVOTANTES - CONJUNTOS GIRATORIOS

Art. N.	13854	13858	13862	13863	13864	13871	13872	13876	13878	13882	13886		
d	12	12	12	15	15	15	15	15	20	20	20		
Art. N.	13904	13908	13912	13913	13914	13921	13922	13926	13928	13932	13936		
d	12	12	12	15	15	15	15	15	20	20	20		

SUPPORTI FISSI - FIXED CASTORS - BOCKROLLEN - ROULETTES FIXES - CONJUNTOS FIJOS

Art. N.	14054	14058	14062	14063	14064	14071	14072	14076	14078	14082	14086		
d	12	12	12	15	15	15	15	15	20	20	20		
Art. N.	14104	14108	14112	14113	14114	14121	14122	14126	14128	14132	14136		
d	12	12	12	15	15	15	15	15	20	20	20		

SUPPORTI GIREVOLI A FORO - SWIVEL BOLT HOLE CASTORS - RÜCKENLOCH LENKROLLEN
ROULETTES PIVOTANTES A Oeil - CONJUNTOS GIRATORIOS CON TALADRO PASADOR


Art. N.	14254FB	14258FB	14262FB	-	14264FD	-	14272FD	14276FD	14278FE	14282FE	14286FE		
Art. N.	-	-	-	-	-	-	-	-	14278FG	14282FG	14286FG		
d	12	12	12	-	15	-	15	15	20	20	20		
Art. N.	14304FB	14308FB	14312FB	-	14314FD	-	14322FD	14326FD	14328FE	14332FE	14336FE		
Art. N.	-	-	-	-	-	-	-	-	14328FG	14332FG	14336FG		
d	12	12	12	-	15	-	15	15	20	20	20		

DATI TECNICI - TECHNICAL DATA - TECHNISCHE DATEN - DONNÉES TECHNIQUES - DATOS TECNICOS

	H	106	128	154	160	160	181	181	191	196	218	240	
	AxB	102x83	102x83	102x83	102x83	135x110	102x83	135x110	135x110	135x110	135x110	135x110	
	axb	80x60	80x60	80x60	80x60	105x80	80x60	105x80	105x80	105x80	105x80	105x80	
	g	8	8	8	8	10	8	10	10	10	10	10	
	g	FB=10-12			FD=12-14			FE=12-14 / FG=16-18					
	F	33	37	40	49	49	51	51	51	56	57	59	
	U	40	40	40	50	50	50	50	50	60	60	60	
	FR	FR	FR	FR	FR	FR	FR	FR	FR	FR	FR	FR	
	PP	-	-	-	PP	PP	PP	PP	PP	PP	PP	PP	
	Kg.	50	75	90	100	100	125	125	135	135	170	205	

NUCLEO IN MATERIALE TERMOPLASTICO + ANELLO IN GOMMA GRIGIA ELASTICA

- Anello in gomma grigia elastica antitraccia durezza 75±5 Shore A.
- Nucleo in materiale termoplastico nero ad alta resistenza.
- Elevata scorrevolezza e resistenza all'abrasione.
- Temperatura di impiego: -20°C / +60°C.
- Mozzo con: cuscinetto a rullini standard o inox; boccole in nylon (poliammide 6).



THERMOPLASTIC CORE + ELASTIC GREY RUBBER RING

- Non marking elastic grey rubber ring, hardness 75±5 Shore A.
- Core in high quality black thermoplastic material.
- Excellent smooth running; high abrasion resistance.
- Temperature range: -20°C / +60°C (-4°F / +140°F).
- Hub with: standard or stainless steel roller bearing; nylon (polyamide 6) friction bearing.

CORPS EN MATIÈRE THERMOPLASTIQUE + ANNEAU EN CAOUTCHOUC GRIS ÉLASTIQUE

- Anneau en caoutchouc gris élastique, non tachant, dureté 75±5 Shore A.
- Corps en matière thermoplastique noir à haute résistance.
- Elevé coefficient de roulement et résistance à l'abrasion
- Température d'emploi: -20°C / + 60°C (-4°F / +140°F).
- Moyeu avec: roulement à rouleaux standard ou inox; bagues en nylon (polyamide 6).

KUNSTSTOFFFELGE + GRAUER ELASTIK-VOLLGUMMIRING

- Spurfreier grauer Elastik-Vollgummiring, Härte 75±5 Shore A.
- Radkern aus hochwertigem schwarzem Kunststoff
- Geringer Rollwiderstand, abriebfest.
- Arbeitstemperatur: -20°C / +60°C.
- Lagerung: Standard oder rostfreies Rollenlager; Nylon (Polyamid6)-Lagerbuchse.

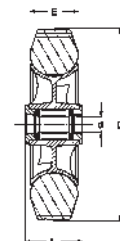
NUCLEO EN MATERIAL TERMOPLÁSTICO + ARO DE GOMA GRIS ELÁSTICA

- Aro de goma gris elástica, anti-marca, dureza 75±5 Shore A.
- Núcleo en material termoplástico negro de alta resistencia.
- Elevada facilidad de rodadura y resistencia a la abrasion.
- Temperatura de empleo: -20°C / + 60°C (-4°F / +140°F)
- Cubo con: cojinete a rodillos standard o inox; buje en nylon (poliamida 6).

	D	80	100	125	150	160	200	250	250
	E	25	30	37,5	40	40	50	60	60

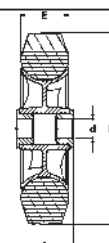
CUSCINETTO A RULLINI STANDARD O INOX - STANDARD OR STAINLESS STEEL ROLLER BEARING - STANDARD ODER ROSTFREIES ROLLENLAGER - ROULEMENT À ROULEAUX STANDARD OU INOX - COJINETE A RODILLOS STANDARD O INOX

Art. N.	13054G	13058G	13062G	13072G	13076G	13086G	13093G	13094G	STANDARD
Art. N.	13154G	13158G	13162G	13172G	13176G	13186G	-	13194G	INOX
	d	12	12	12	15	15	20	20	25
	L	40	40	40	50	50	60	74	74
	Kg.	55	85	110	150	160	230	320	320



BOCCOLA DI NYLON - NYLON FRICTION BEARING - NYLON BUCHSE - PALIER EN NYLON - BUJE DE NYLÓN

Art. N.	13104G	13108G	13112G	13122G	13126G	13136G	13143G	13144G
	d	12	12	12	15	15	20	25
	L	40	40	40	50	50	60	74
	Kg.	55	85	110	150	160	230	320





pag. 17



Art. N.+ "FR"



	D	80	100	125	150	150	200	
	E	25	30	37,5	40	40	50	

SUPPORTI GIREVOLI - SWIVEL CASTORS - LENKROLLEN - ROULETTES PIVOTANTES - CONJUNTOS GIRATORIOS

Art. N.	15254G	15258G	15262G	15271G	15272G	15286G		
d	12	12	12	15	15	20		
Art. N.	15304G	15308G	15312G	15321G	15322G	15336G		
d	12	12	12	15	15	20		

SUPPORTI FISSI - FIXED CASTORS - BOCKROLLEN - ROULETTES FIXES - CONJUNTOS FIJOS


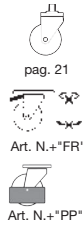

Art. N.	15454G	15458G	15462G	15471G	15472G	15486G		
d	12	12	12	15	15	20		
Art. N.	15504G	15508G	15512G	15521G	15522G	15536G		
d	12	12	12	15	15	20		

SUPPORTI GIREVOLI A FORO - SWIVEL BOLT HOLE CASTORS - RÜCKENLOCH LENKROLLEN
ROULETTES PIVOTANTES A Oeil - CONJUNTOS GIRATORIOS CON TALADRO PASADOR

Art. N.	15654GHB	15658GHB	15662GHB	-	15672GHD	15686GHE		
Art. N.	-	-	-	-	-	15686GHF		
d	12	12	12	-	15	20		
Art. N.	15704GHB	15708GHB	15712GHB	-	15722GHD	15736GHE		
Art. N.	-	-	-	-	-	15736GHF		
d	12	12	12	-	15	20		

DATI TECNICI - TECHNICAL DATA - TECHNISCHE DATEN - DONNÉES TECHNIQUES - DATOS TECNICOS

	H	106	128	154	181	181	240	
	AxB	102x83	102x83	102x83	102x83	135x110	135x110	
	axb	80x60	80x60	80x60	80x60	105x80	105x80	
	g	8	8	8	8	10	10	
	g		HB=10-12			HD=12-14	HE=12-14 / HF=16-18	
	F	33	37	40	51	51	59	
	U	40	40	40	50	50	60	
	FR	FR	FR	FR	FR	FR	FR	
	Kg.	55	85	110	150	150	230	



	D	80	100	125	125	150	150	160	200	
	E	25	30	37,5	37,5	40	40	40	50	

SUPPORTI GIREVOLI - SWIVEL CASTORS - LENKROLLEN - ROULETTES PIVOTANTES - CONJUNTOS GIRATORIOS

Art. N.	13854G	13858G	13862G	13864G	13871G	13872G	13876G	13886G		
d	12	12	12	12	15	15	15	20		
Art. N.	13904G	13908G	13912G	13914G	13921G	13922G	13926G	13936G		
d	12	12	12	12	15	15	15	20		

SUPPORTI FISSI - FIXED CASTORS - BOCKROLLEN - ROULETTES FIXES - CONJUNTOS FIJOS

Art. N.	14054G	14058G	14062G	14064G	14071G	14072G	14076G	14086G		
d	12	12	12	12	15	15	15	20		
Art. N.	14104G	14108G	14112G	14114G	14121G	14122G	14126G	14136G		
d	12	12	12	12	15	15	15	20		

SUPPORTI GIREVOLI A FORO - SWIVEL BOLT HOLE CASTORS - RÜCKENLOCH LENKROLLEN
ROULETTES PIVOTANTES A OEIL - CONJUNTOS GIRATORIOS CON TALADRO PASADOR

Art. N.	14254GFB	14258GFB	14262GFB	14264GFD	-	14272GFD	14276GFD	14286GFE		
Art. N.	-	-	-	-	-	-	-	14286GFG		
d	12	12	12	12	-	15	15	20		
Art. N.	14304GFB	14308GFB	14312GFB	14314GFD	-	14322GFD	14326GFD	14336GFE		
Art. N.	-	-	-	-	-	-	-	14336GFG		
d	12	12	12	12	-	15	15	20		

DATI TECNICI - TECHNICAL DATA - TECHNISCHE DATEN - DONNÉES TECHNIQUES - DATOS TECNICOS


	H	106	128	154	160	181	181	191	240	
	AxB	102x83	102x83	102x83	135x110	102x83	135x110	135x110	135x110	
	axb	80x60	80x60	80x60	105x80	80x60	105x80	105x80	105x80	
	g	8	8	8	10	8	10	10	10	
	g		FB=10-12			FD=12-14		FE=12-14 / FG=16-18		
	F	33	37	40	49	51	51	51	59	
	U	40	40	40	50	50	50	50	60	
	FR	FR	FR	FR	FR	FR	FR	FR	FR	
	PP	-	-	-	PP	PP	PP	PP	PP	
	Kg.	55	85	110	110	150	150	160	230	



*passion for
movement*

DISCHI IN LAMIERA D'ACCIAIO + ANELLO IN GOMMA NERA

- Anello in gomma nera, durezza 85±5 Shore A.
- Dischi in lamiera d'acciaio stampata, saldati: zincatura elettrolitica bianca.
- Temperatura di impiego: -20°C / +60°C.
- Mozzo con: cuscinetti a sfere schermati; cuscinetto a rullini standard; boccole in nylon (poliammide 6).



STEEL-DISCS + BLACK RUBBER RING

- Solid black rubber ring, hardness 85±5 Shore A.
- Pressed and welded steel-discs: electro-zinc plated, white.
- Temperature range: -20°C / +60°C (-4°F / +140°F).
- Hub with: shielded ball bearings; standard roller bearing; nylon (polyamide 6) friction bearing.

FLASQUES EN TÔTE D'ACIER + ANNEAU EN CAOUTCHOUC NOIR

- Anneau en caoutchouc noir, dureté 85±5 Shore A.
- Flasques estampées, soudées et électro-zinguées, blanc.
- Température d'emploi: -20°C / +60°C (-4°F / +140°F).
- Moyeu avec: roulements à billes protégés; roulement à rouleaux standard; bagues en nylon (polyamide 6).

STAHLBLECHFELGE + SCHWARZER VOLLGUMMIRING

- Schwarzer Vollgummiring, Härte 85±5 Shore A.
- Gepresste, geschweißte und weiß-elektroverzinkte Stahlblechscheibe
- Arbeitstemperatur: -20°C / +60°C
- Lagerung: abgeschirmte Rillenkugellager; Standard Rollenlager; Nylon (Polyamid 6)-Lagerbuchse.

DISCOS EN CHAPA DE ACERO + ARO DE GOMA NEGRA

- Aro de goma negra, dureza 85±5 Shore A.
- Discos en chapa de acero moldeada y soldadas: electro-cincado, blanco.
- Temperatura de empleo: -20°C / +60°C (-4°F / +140°F).
- Cubo con: cojinetes a bolas protegidos; cojinete a rodillos standard; bujes en nylon (poliamida 6).

	D	80	100	125	125	150	160	160	180	200
	E	25	30	37,5	37,5	40	40	45	45	50



CUSCINETTI A SFERE - BALL BEARINGS - RILLENKUGELLAGER - ROUEMENTS À BILLES - COJINETES A BOLAS

Art. N.	-	12008	12012	12014	12022	12026	12028	12032	12036	
	d	8	8	10	10	10	12	12	12	
	L	41	41	51	51	51	61	61	61	
	Kg.	80	120	130	170	180	180	200	230	



CUSCINETTO A RULLINI - ROLLER BEARING - ROLLENLAGER - ROUEMENT À ROULEAUX - COJINETE A RODILLOS

Art. N.	12054	12058	12062	12064	12072	12076	12078	12082	12086	
	d	12	12	15	15	15	20	20	20	
	L	40	40	50	50	50	60	60	60	
	Kg.	60	80	120	130	170	180	200	230	



BOCCOLA DI NYLON - NYLON FRICTION BEARING - NYLON BUCHSE - PALIER EN NYLON - BUJE DE NYLÓN

Art. N.	12104	12108	12112	12114	12122	12126	12128	12132	12136	
	d	12	12	15	15	15	20	20	20	
	L	40	40	50	50	50	60	60	60	
	Kg.	60	80	120	130	170	180	200	230	

BETA + M22

MEDI - MEDIUM - MITTELLAST - MOYENNES - MEDIOS



	D	80	100	125	125	150	150	160	160	180	200
	E	25	30	37,5	37,5	40	40	40	45	45	50

SUPPORTI GIREVOLI - SWIVEL CASTORS - LENKROLLEN - ROULETTES PIVOTANTES - CONJUNTOS GIRATORIOS

Art. N.	-	12208	12212	12214	12221	12222	12226	12228	12232	12236		
	d	8	8	10	10	10	10	12	12	12		
Art. N.	12254	12258	12262	12264	12271	12272	12276	12278	12282	12286		
	d	12	12	12	15	15	15	20	20	20		
Art. N.	12304	12308	12312	12314	12321	12322	12326	12328	12332	12336		
	d	12	12	12	15	15	15	20	20	20		

SUPPORTI FISSI - FIXED CASTORS - BOCKROLLEN - ROULETTES FIXES - CONJUNTOS FIJOS

Art. N.	-	12408	12412	12414	12421	12422	12426	12428	12432	12436		
	d	8	8	10	10	10	10	12	12	12		
Art. N.	12454	12458	12462	12464	12471	12472	12476	12478	12482	12486		
	d	12	12	12	15	15	15	20	20	20		
Art. N.	12504	12508	12512	12514	12521	12522	12526	12528	12532	12536		
	d	12	12	12	15	15	15	20	20	20		

SUPPORTI GIREVOLI A FORO - SWIVEL BOLT HOLE CASTORS - RÜCKENLOCH LENKROLLEN
ROULETTES PIVOTANTES A Oeil - CONJUNTOS GIRATORIOS CON TALADRO PASADOR

Art. N.	-	12608FB	12612FB	12614FD	-	12622FD	12626FD	12628FE	12632FE	12636FE		
Art. N.	-	-	-	-	-	-	-	12628FG	12632FG	12636FG		
	d	8	8	10	-	10	10	12	12	12		
Art. N.	12654FB	12658FB	12662FB	12664FD	-	12672FD	12676FD	12678FE	12682FE	12686FE		
Art. N.	-	-	-	-	-	-	-	12678FG	12682FG	12686FG		
	d	12	12	12	15	15	15	20	20	20		
Art. N.	12704FB	12708FB	12712FB	12714FD	-	12722FD	12726FD	12728FE	12732FE	12736FE		
Art. N.	-	-	-	-	-	-	-	12728FG	12732FG	12736FG		
	d	12	12	12	15	15	15	20	20	20		

DATI TECNICI - TECHNICAL DATA - TECHNISCHE DATEN - DONNÉES TECHNIQUES - DATOS TECNICOS

	H	106	128	154	160	181	181	191	196	218	240	
	AxB	102x83	102x83	102x83	135x110	102x83	135x110	135x110	135x110	135x110	135x110	
	axb	80x60	80x60	80x60	105x80	80x60	105x80	105x80	105x80	105x80	105x80	
	g	8	8	8	10	8	10	10	10	10	10	
	g	FB=10-12			FD=12-14			FE=12-14 / FG=16-18				
	F	33	37	40	49	51	51	51	56	57	59	
	U	40	40	40	50	50	50	50	60	60	60	
	FR	FR	FR	FR	FR	FR	FR	FR	FR	FR	FR	
	PP	-	-	-	PP	PP	PP	PP	PP	PP	PP	
	Kg.	60	80	120	130	170	170	180	180	200	230	

POLIAMMIDE 6 + GOMMA ELASTICA BLU

- Rivestimento in gomma elastica blu antitraccia, durezza 70±5 Shore A.
- Nucleo in poliammide 6 di prima scelta, nero.
- Elevata scorrevolezza, silenziosità, resistenza all'abrasione, ammortizza gli urti.
- Temperatura di impiego: -20°C / +70°C.
- Mozzo con: cuscinetti a sfere di precisione standard schermati o inox a tenuta stagna; cuscinetto a rullini standard o inox; foro passante.



POLYAMIDE 6 + BLUE ELASTIC RUBBER

- Non marking, elastic, blue rubber coating, hardness 70±5 Shore A.
- Core in high quality polyamide, black.
- Excellent smooth and silent running; high abrasion resistance; shocks absorbing.
- Temperature range: -20°C / +70°C (-4°F / +158°F).
- Hub with: standard shielded or stainless steel sealed precision ball bearings; standard or stainless steel roller bearing; plain bore.

POLYAMIDE 6 + CAOUTCHOUC ÉLASTIQUE BLEU

- Bandage en caoutchouc élastique bleu, non tachant, dureté 70±5 Shore A.
- Corps en polyamide 6 premier choix, noir.
- Très silencieuse, faible résistance au roulement, haute résistance à l'abrasion amortissant des chocs.
- Température d'emploi: -20°C / +70°C (-4°F / +158°F).
- Moyeu avec: roulements à billes de précision standard protégés ou inox étanches; roulement à rouleaux standard ou inox; alésage lisse.

POLYAMID 6 + ELASTIK BLAU-GUMMI

- Spurfreie blaue Elastik-Gummibeschichtung, Härte 70±5 Shore A.
- Radkern aus Polyamid 6 - 1. Wahl, schwarz.
- Sehr geringer Rollwiderstand; geräuschloser Lauf; hohe Stossfestigkeit; abriebfest.
- Arbeitstemperatur: -20°C / +70°C.
- Lagerung: standard abgeschirmte oder rostfreie wasser- u. staubdichte Präzisions-Rillenkugellager; Standard oder rostfreies Rollenlager; Gleitlager.

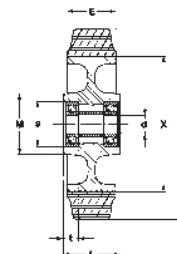
POLIAMIDA 6 + GOMA AZUL ELÁSTICA

- Revestimiento en goma azul elástica, anti-marca, dureza 70±5 Shore A.
- Núcleo en poliamida 6 de primera calidad, negro.
- Elevada facilidad de rodadura, silenciosidad, resistencia a los golpes y a la abrasión.
- Temperadura de empleo: -20°C / +70°C (-4°F / +158°F).
- Cubo con: cojinetes a bolas de precisión standard protegidos o inox estancos; cojinete a rodillos standard o inox; agujero liso.

	D	100	125	150	180	180	200	200	250	250
	E	40	40	40	50	50	50	50	50	50

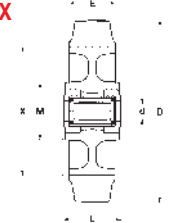
CUSCINETTI A SFERE DI PRECISIONE STANDARD O INOX - STANDARD OR STAINLESS STEEL PRECISION BALL BEARINGS
STANDARD ODER ROSTFREIE PRÄZISIONS-RILLENKUGELLAGER - ROUEMENTS À BILLES DE PRÉCISION STANDARD OU INOX
COJINETES A BOLAS DE PRECISION STANDARD O INOX

Art. N.	30008Bcc	30014Bcc	30022Bcc	30032Bcc	30033Bcc	30040Bcc	30041Bcc	30045Bcc	30046Bcc	STANDARD INOX
	80	100	125	140	140	140	140	200	200	
	d	15	15	15	20	25	25	20	25	
	s	35	35	35	47	47	47	47	47	
	t	12,2	12,2	12,2	17	17	17	17	17	
	V	38	38	48	54	50	50	54	50	
	L	40	40	50	60	60	60	60	60	
	M	47	48	50	63	63	63	71	71	
	Kg.	150	180	240	350	350	400	480	480	



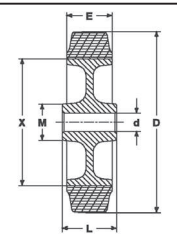
CUSCINETTO A RULLINI STANDARD O INOX - STANDARD OR STAINLESS STEEL ROLLER BEARING - STANDARD ODER ROSTFREIES ROLLENLAGER - ROUEMENT À ROULEAUX STANDARD OU INOX - COJINETE A RODILLOS STANDARD O INOX

Art. N.	30058B	30064B	30073B	30082B	30083B	30090B	30091B	30095B	30096B	STANDARD INOX
	15	15	20	20	25	20	25	20	25	
	d	15	20	20	25	20	25	20	25	
	L	40	40	50	60	60	60	60	60	
	M	47	48	43	63	63	63	71	71	
	Kg.	150	180	240	350	350	400	480	480	

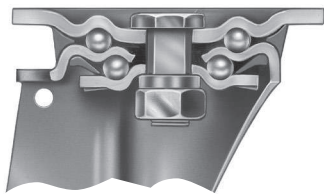


FORO PASSANTE - PLAIN BORE - GLEITLAGER - ALÉSAGE LISSE - AGUJERO LISO


Art. N.	30108B	30114B	30122B	-	-	-	-	30145B	-
	15	15	20	-	-	-	-	20	-
	d	15	20	-	-	-	-	20	-
	L	40	40	50	-	-	-	60	-
	M	27	28	36	-	-	-	46	-
	Kg.	150	180	240	-	-	-	480	-





INOX PESANTI - HEAVY STAINLESS - SCHWERLAST ROSTFREI - INOX LOURDES - INOX PESADOS


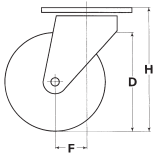








Art. N.+ "FR"


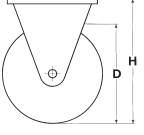








 D	100	100	125	125	150	180	200	250	
 E	40	40	40	40	40	50	50	50	

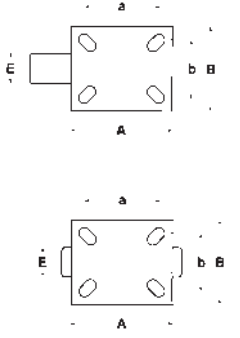







SUPPORTI GIREVOLI - SWIVEL CASTORS - LENKROLLEN - ROULETTES PIVOTANTES - CONJUNTOS GIRATORIOS

Art. N.	30803B	30804B	30808B	30809B	30813B	30820B	30821B	30824B		
 d	15	15	15	15	15	20	20	20		
 d	15	15	15	15	20	-	-	-		
 d	15	15	15	15	20	-	-	20		

SUPPORTI FISSI - FIXED CASTORS - BOCKROLLEN - ROULETTES FIXES - CONJUNTOS FIJOS

Art. N.	30978B	30979B	30983B	30984B	30988B	30995B	30996B	30999B		
 d	15	15	15	15	15	20	20	20		
 d	15	15	15	15	20	-	-	-		
 d	15	15	15	15	20	-	-	20		

DATI TECNICI - TECHNICAL DATA - TECHNISCHE DATEN - DONNÉES TECHNIQUES - DATOS TECNICOS


Icon	H	137	137	162	162	192	238	248	303	
 AxB		105x85	135x110	105x85	135x110	135x110	135x110	135x110	135x110	
 axb		80x60	105x80	80x60	105x80	105x80	105x80	105x80	105x80	
 g		8	10	8	10	10	12	12	12	
 F		42	42	42	42	49	60	60	69	
 U		50	50	50	50	50	60	60	60	
 FR		FR	FR	FR	FR	FR	FR	FR	FR	
 Kg.		150	150	180	180	240	350	400	480	

LAG

LAMBDA-B + INOX20

INOX - STAINLESS - ROSTFREI - INOX - INOX

Serie
LB



	D	100	125	125	150	150	180	200	
	E	40	40	40	40	40	50	50	

SUPPORTI GIREVOLI - SWIVEL CASTORS - LENKROLLEN - ROULETTES PIVOTANTES - CONJUNTOS GIRATORIOS

Art. N.	31003B	31008B	31009B	31016B	31017B	31032B	31040B		
d	15	15	15	15	15	20	20		
Art. N.	31053B	31058B	31059B	31066B	31067B	-	-		
d	15	15	15	20	20	-	-		
Art. N.	31123B	31128B	31129B	31136B	31137B	-	-		
d	15	15	15	20	20	-	-		

SUPPORTI FISSI - FIXED CASTORS - BOCKROLLEN - ROULETTES FIXES - CONJUNTOS FIJOS

Art. N.	31203B	31208B	31209B	31216B	31217B	31232B	31240B		
d	15	15	15	15	15	20	20		
Art. N.	31253B	31258B	31259B	31266B	31267B	-	-		
d	15	15	15	20	20	-	-		
Art. N.	31323B	31328B	31329B	31336B	31337B	-	-		
d	15	15	15	20	20	-	-		

SUPPORTI GIREVOLI A FORO - SWIVEL BOLT HOLE CASTORS - RÜCKENLOCH LENKROLLEN ROULETTES PIVOTANTES A Oeil - CONJUNTOS GIRATORIOS CON TALADRO PASADOR

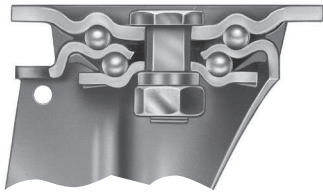
Art. N.	31403BHD	-	31409BHD	-	31417BHD	31432BHE	31440BHE			
Art. N.	-	-	-	-	-	31432BHF	31440BHF			
d	15	-	15	-	15	20	20			
Art. N.	31453BHD	-	31459BHD	-	31467BHD	-	-			
Art. N.	-	-	-	-	-	-	-			
d	15	-	15	-	20	-	-			
Art. N.	31523BHD	-	31529BHD	-	31537BHD	-	-			
Art. N.	-	-	-	-	-	-	-			
d	15	-	15	-	20	-	-			

DATI TECNICI - TECHNICAL DATA - TECHNISCHE DATEN - DONNÉES TECHNIQUES - DATOS TECNICOS

	H	129	160	160	181	181	218	240	
	AxB	102x83	102x83	135x110	102x83	135x110	135x110	135x110	
	axb	80x60	80x60	105x80	80x60	105x80	105x80	105x80	
	g	8	8	10	8	10	10	10	
	g			HD=12-14			HE=12-14 / HF=16-18		
	F	46	49	49	51	51	57	59	
	U	50	50	50	50	50	60	60	
	FR	FR	FR	FR	FR	FR	FR	FR	
	Kg.	150	180	180	240	240	350	370	

Attacco a perno filettato a richiesta - Threaded stem on request - Gewindestift auf Anfrage - Tige filetée sur demande - Espiga roscada sobre demanda.

MEDIO PESANTI - MEDIUM HEAVY - MITTEL SCHWERLAST - MI-LOURDES - MEDIO PESADOS



Art. N.+*FV*



Art. N.+*FR*



Art. N.+*PP*



	D	100	100	125	125	150	180	200	250	
	E	40	40	40	40	40	50	50	50	

SUPPORTI GIREVOLI - SWIVEL CASTORS - LENKROLLEN - ROULETTES PIVOTANTES - CONJUNTOS GIRATORIOS

Art. N.	31603B	31604B	31608B	31609B	31613B	31620B	31621B	31624B			
	d	15	15	15	15	15	20	20	20		
	d	15	15	15	15	20	20	20	20		
	d	15	15	15	15	20	-	-	31674B		
	d	15	15	15	15	20	-	-	20		

SUPPORTI FISSI - FIXED CASTORS - BOCKROLLEN - ROULETTES FIXES - CONJUNTOS FIJOS

Art. N.	31678B	31679B	31683B	31684B	31688B	31695B	31696B	31699B			
	d	15	15	15	15	15	20	20	20		
	d	15	15	15	15	20	20	20	20		
	d	15	15	15	15	20	-	-	31749B		
	d	15	15	15	15	20	-	-	20		

DATI TECNICI - TECHNICAL DATA - TECHNISCHE DATEN - DONNÉES TECHNIQUES - DATOS TECNICOS



Icon	H	137	137	163	163	194	239	249	304		
	AxB	105x85	135x110	105x85	135x110	135x110	135x110	135x110	135x110		
	axb	80x60	105x80	80x60	105x80	105x80	105x80	105x80	105x80		
	g	8	10	8	10	10	12	12	12		
	F	41	41	41	41	48	65	65	69		
	U	50	50	50	50	50	60	60	60		
	FR	FR	FR	FR	FR	FR	FR/FV	FR/FV	FR/FV		
	PP	-	-	PP	PP	PP	PP	PP	PP		
	Kg.	150	150	180	180	240	350	400	450		

LAG

LAMBDA-B + M22

MEDI - MEDIUM - MITTELLAST - MOYENNES - MEDIOS

Serie
LB



	D	100	125	125	150	150	180	200	
	E	40	40	40	40	40	50	50	

SUPPORTI GIREVOLI - SWIVEL CASTORS - LENKROLLEN - ROULETTES PIVOTANTES - CONJUNTOS GIRATORIOS

Art. N.	32003B	32008B	32009B	32016B	32017B	32032B	32040B		
	d	15	15	15	15	20	20		
	d	15	15	15	20	20	20		
	d	15	15	15	20	-	-		

SUPPORTI FISSI - FIXED CASTORS - BOCKROLLEN - ROULETTES FIXES - CONJUNTOS FIJOS

Art. N.	32203B	32208B	32209B	32216B	32217B	32232B	32240B		
	d	15	15	15	15	20	20		
	d	15	15	15	20	20	203		
	d	15	15	15	20	-	-		

SUPPORTI GIREVOLI A FORO - SWIVEL BOLT HOLE CASTORS - RÜCKENLOCH LENKROLLEN ROULETTES PIVOTANTES A OEIL - CONJUNTOS GIRATORIOS CON TALADRO PASADOR

Art. N.	32403BFD	-	32409BFD	-	32417BFD	32432BFE 32432BFG	32440BFE 32440BFG		
	d	15	-	15	-	15	20	20	
	d	15	-	15	-	20	20	20	
	d	15	-	15	-	20	-	-	

DATI TECNICI - TECHNICAL DATA - TECHNISCHE DATEN - DONNÉES TECHNIQUES - DATOS TECNICOS

	H	129	160	160	181	181	218	240	
	AxB	102x83	102x83	135x110	102x83	135x110	135x110	135x110	
	axb	80x60	80x60	105x80	80x60	105x80	105x80	105x80	
	g	8	8	10	8	10	10	10	
	g			FD=12-14		FE=12-14 / FG=16-18			
	F	46	49	49	51	51	57	59	
	U	50	50	50	50	50	60	60	
	FR	FR	FR	FR	FR	FR	FR	FR	
	PP	-	PP	PP	PP	PP	PP	PP	
	Kg.	150	180	180	200	200	300	300	

Attacco a perno filettato o liscio a richiesta - Threaded or solid stem on request - Gewindestift oder Zapfen auf Anfrage - Tige filetée ou lisse sur demande - Espiga roscada o lisa sobre demanda.




*passion for
movement*

LAG ELASTIC

ALLUMINIO + GOMMA ELASTICA

- Rivestimento in gomma elastica nera, durezza 73±5 Shore A.
- Nucleo in lega di alluminio pressofuso.
- Elevata scorrevolezza, silenziosità, resistenza all'abrasione.
- Temperatura di impiego: -20°C / +70°C.
- Mozzo con: cuscinetti a sfere di precisione, schermati; cuscinetto a rullini standard.



ALUMINIUM + ELASTIC RUBBER

- Black elastic rubber coating, hardness 73±5 Shore A.
- Core in die-cast aluminium alloy.
- Excellent smooth and silent running; high abrasion resistance.
- Temperature range: -20°C / +70°C (-4°F / +158°F).
- Hub with: shielded precision ball bearings; standard roller bearing.

ALUMINIUM + CAOUTCHOUC ÉLASTIQUE

- Bandage en caoutchouc élastique noir, dureté 73±5 Shore A.
- Corps en alliage d'aluminium moulé sous pression.
- Faible résistance au roulement et haute résistance à l'abrasion; silencieuse.
- Température d'emploi : -20°C / + 70°C (-4°F / +158°F).
- Moyeu avec: roulements à billes de précision protégés; roulement à rouleaux standard.

ALUMINIUM + ELASTIK GUMMI

- Schwarze Elastik-Gummibeschichtung, Härte 73±5 Shore A.
- Radkern aus Spritzguss-Aluminiumlegierung.
- Sehr geringer Rollwiderstand, abriebfest, geräuschloser Lauf.
- Arbeitstemperatur: -20°C / +70°C.
- Lagerung: abgeschirmte Präzisions-Rillenkugellager; Standard Rollenlager.

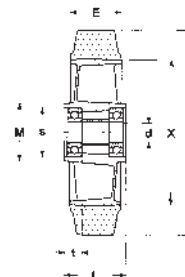
ALUMINIO + GOMA ELÁSTICA

- Revestimiento en goma negra elástica, dureza 73±5 Shore A.
- Núcleo en fundición de aluminio vaciadizo a presión.
- Elevada facilidad de rodadura, silenciosidad y resistencia a la abrasión.
- Temperatura de empleo : -20°C / + 70°C (-4°F / +158°F).
- Cubo con: cojinetes a bolas de precisión, protegidos; cojinete a rodillos standard.

	D	100	125	125	160	160	180	180	200	200	230	230	250	250	250	250	300	300	300
	E	40	40	50	50	50	50	50	50	50	50	50	50	50	60	60	60	60	60

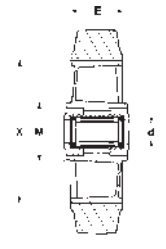
CUSCINETTI A SFERE DI PRECISIONE - PRECISION BALL BEARINGS - PRÄZISIONS-RILLENKUGELLAGER ROUEMENTS À BILLES DE PRÉCISION - COJINETES A BOLAS DE PRECISION

Art. N.	2000cc	2003cc	2002cc	2005cc	2006cc	2007cc	2008cc	2009cc	2010cc	2011cc	2012cc	2016cc	2017cc	2013cc	2014cc	2018/20cc	2018cc	2015cc
	X	66	86	60	100	100	140	140	140	170	170	184	184	190	190	230	230	230
	d	15	15	20	20	25	20	25	20	25	20	25	20	25	20	20	25	30
	s	35	35	47	47	47	47	47	47	47	47	47	47	47	47	52	52	62
	t	12,2	12,2	17	17	17	17	17	17	17	17	17	17	17	17	17	17	17
	V	38	38	44	54	50	54	50	54	50	54	50	54	64	60	56	50	74
	L	40	40	50	60	60	60	60	60	60	60	60	60	70	70	60	60	75
	M	43	43	57	55	55	55	55	55	55	55	56	56	58	58	62	62	73
	Kg.	150	180	220	300	300	350	350	450	450	500	500	530	530	600	600	700	700




CUSCINETTO A RULLINI - ROLLER BEARING - ROLLENLAGER - ROUEMENT À ROULEAUX - COJINETE A RODILLOS

Art. N.	2050	2053	2052	2055	2056	2057	2058	2059	2060	2061	2062	2066	2067	2063	2064	-	-	-
	X	66	86	60	100	100	140	140	140	170	170	184	184	190	190	-	-	-
	d	15	15	20	20	25	20	25	20	25	20	25	20	25	-	-	-	
	L	40	40	50	60	60	60	60	60	60	60	60	60	70	70	-	-	-
	M	43	43	57	55	55	55	55	55	55	55	56	56	58	58	-	-	-
	Kg.	150	180	220	300	300	350	350	450	450	500	500	530	530	600	600	-	-



ELASTIC + P60

PESANTI - HEAVY - SCHWERLAST - LOURDES - PESADOS



Art. N.+*FV*



Art. N.+*FR*


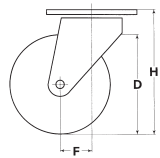


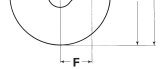



Art. N.+*PP*


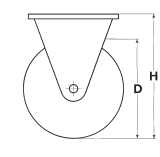






 D	100	100	125	125	160	180	200	230	250	300	
 E	40	40	40	50	50	50	50	50	50	60	


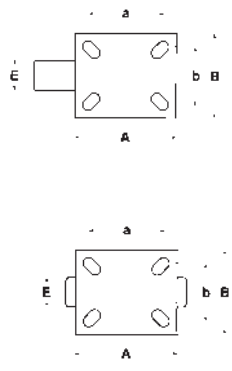








SUPPORTI GIREVOLI - SWIVEL CASTORS - LENKROLLEN - ROULETTES PIVOTANTES - CONJUNTOS GIRATORIOS

Art. N.	16853	16854	16859	16861 ■	16869	16870	16871	16874	16875	16876		
 d	15	15	15	20	20	20	20	20	20	20		
Art. N.	16878	16879	16884	16886 ■	16893	16895	16896	16899	16900	-		
 d	15	15	15	20	20	20	20	20	20	-		

SUPPORTI FISSI - FIXED CASTORS - BOCKROLLEN - ROULETTES FIXES - CONJUNTOS FIJOS

Art. N.	16678	16679	16684	16686 ■	16943	16945	16946	16949	16950	16951		
 d	15	15	15	20	20	20	20	20	20	20		
Art. N.	16703	16704	16709	16711 ■	16968	16970	16971	16974	16975	-		
 d	15	15	15	20	20	20	20	20	20	-		

DATI TECNICI - TECHNICAL DATA - TECHNISCHE DATEN - DONNÉES TECHNIQUES - DATOS TECNICOS


 H	137	137	163	163	207	239	249	294	304	360	
 AxB	105x85	135x110	135x110	135x110	135x110	135x110	135x110	135x110	135x110	135x110	
 axb	80x60	105x80	105x80	105x80	105x80	105x80	105x80	105x80	105x80	105x80	
 g	8	10	10	10	12	12	12	12	12	12	
 F	42	42	42	42	64	66	66	71	71	81	
 U	50	50	50	50	60	60	60	60	60	60	
 FR	FR	FR	FR	FR	FR/FV	FR/FV	FR/FV	FR/FV	FR/FV	FR	
 PP	-	-	PP	PP	PP	PP	PP	PP	PP	-	
 Kg.	150	150	180	220	300	350	450	500	530	700	

■ Nucleo in acciaio - Steel wheel centre - Stahlradkörper - Corps de roue en acier - Núcleo en acero.

LAG

ELASTIC + M40

MEDIO PESANTI - MEDIUM HEAVY - MITTEL SCHWERLAST - MI-LOURDES - MEDIO PESADOS



Art. N.+*FV*



Art. N.+*FR*



Art. N.+*PP*



	D	100	100	125	125	125	160	180	200	230	250	
	E	40	40	40	40	50	50	50	50	50	50	

SUPPORTI GIREVOLI - SWIVEL CASTORS - LENKROLLEN - ROULETTES PIVOTANTES - CONJUNTOS GIRATORIOS

Art. N.	16603	16604	16608	16609	16611 ■	16618	16620	16621	16623	16624		
	d	15	15	15	20	20	20	20	20	20		
Art. N.	16628	16629	16633	16634	16636 ■	16643	16645	16646	16648	16649		
	d	15	15	15	20	20	20	20	20	20		

SUPPORTI FISSI - FIXED CASTORS - BOCKROLLEN - ROULETTES FIXES - CONJUNTOS FIJOS

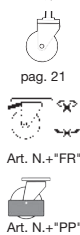

Art. N.	16678	16679	16683	16684	16686 ■	16943	16945	16946	16949	16950		
	d	15	15	15	20	20	20	20	20	20		
Art. N.	16703	16704	16708	16709	16711 ■	16968	16970	16971	16974	16975		
	d	15	15	15	20	20	20	20	20	20		

DATI TECNICI - TECHNICAL DATA - TECHNISCHE DATEN - DONNÉES TECHNIQUES - DATOS TECNICOS

	H	137	137	163	163	163	207	239	249	294	304	
	AxB	105x85	135x110	105x80	135x110	135x110	135x110	135x110	135x110	135x110	135x110	
	axb	80x60	105x80	80x60	105x80	105x80	105x80	105x80	105x80	105x80	105x80	
	g	8	10	8	10	10	12	12	12	12	12	
	F	41	41	41	41	41	62	65	65	69	69	
	U	50	50	50	50	50	60	60	60	60	60	
	FR	FR	FR	FR	FR	FR	FR/FV	FR/FV	FR/FV	FR/FV	FR/FV	
	PP	-	-	PP	PP	PP	PP	PP	PP	PP	PP	
	Kg.	150	150	180	180	220	300	350	450	450	450	

ELASTIC + M22

MEDI - MEDIUM - MITTELAST - MOYENNES - MEDIOS



	D	100	125	125	125	160	180	200	
	E	40	40	50	50	50	50	50	

SUPPORTI GIREVOLI - SWIVEL CASTORS - LENKROLLEN - ROULETTES PIVOTANTES - CONJUNTOS GIRATORIOS

Art. N.	16302	16303	16304 ■	16305 ■	16309	16313	16316		
d	15	15	20	20	20	20	20		
Art. N.	16327	16328	16329 ■	16330 ■	16334	16338	16341		
d	15	15	20	20	20	20	20		

SUPPORTI FISSI - FIXED CASTORS - BOCKROLLEN - ROULETTES FIXES - CONJUNTOS FIJOS

Art. N.	16352	16353	16354 ■	16355 ■	16359	16363	16366		
d	15	15	20	20	20	20	20		
Art. N.	16377	16378	16379 ■	16380 ■	16384	16388	16391		
d	15	15	20	20	20	20	20		

SUPPORTI GIREVOLI A FORO - SWIVEL BOLT HOLE CASTORS - RÜCKENLOCH LENKROLLEN
ROULETTES PIVOTANTES A OEIL - CONJUNTOS GIRATORIOS CON TALADRO PASADOR

Art. N.	16402FB	16403FB	-	16405FD ■	16409FE	16413FE	16416FE		
Art. N.	-	-	-	-	16409FG	16413FG	16416FG		
d	15	15	-	20	20	20	20		
Art. N.	16427FB	16428FB	-	16430FD ■	16434FE	16438FE	16441FE		
Art. N.	-	-	-	-	16434FG	16438FG	16441FG		
d	15	15	-	20	20	20	20		

DATI TECNICI - TECHNICAL DATA - TECHNISCHE DATEN - DONNÉES TECHNIQUES - DATOS TECNICOS


	H	128	154	160	160	196	218	240	
	AxB	102x83	102x83	102x83	135x110	135x110	135x110	135x110	
	axb	80x60	80x60	80x60	105x80	105x80	105x80	105x80	
	g	8	8	8	10	10	10	10	
	g	FB=10-12		FD=12-14		FE=12-14 / FG=16-18			
	F	37	40	49	49	56	57	59	
	U	40	40	50	50	60	60	60	
		FR	FR	FR	FR	FR	FR	FR	
	PP	-	-	PP	PP	PP	PP	PP	
	Kg.	120	120	200	200	300	300	300	



Attacco a perno filettato o liscio a richiesta - Threaded or solid stem on request - Gewindestift oder Zapfen auf Anfrage - Tige filetée ou lisse sur demande - Espiga roscada o lisa sobre demanda. ■ Nucleo in acciaio - Steel wheel centre - Stahlradkörper - Corps de roue en acier - Núcleo en acero.

LAG


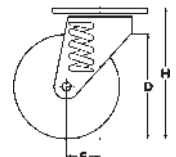



ELASTIC + M34

SUPPORTI MOLLEGGIATI - SPRUNG CASTORS - GEFEDERTE GEHÄUSE - CHAPES COMPENSÉES - SOPORTES CON AMORTIGUADORES


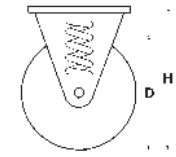





 D	100	100	100	125	125	125	125	160	200	
 E	40	40	40	40	40	50	50	50	50	

SUPPORTI GIREVOLI - SWIVEL CASTORS - LENKROLLEN - ROULETTES PIVOTANTES - CONJUNTOS GIRATORIOS

Art. N.	1341B	1341A	1342A	1343A	1344A	1345A ■	1346A ■	1348A	1350A		
 d	15	15	15	15	15	20	20	20	20		
Art. N.	1356B	1356A	1357A	1358A	1359A	1360A ■	1361A ■	1363A	1365A		
 d	15	15	15	15	15	20	20	20	20		

SUPPORTI FISSI - FIXED CASTORS - BOCKROLLEN - ROULETTES FIXES - CONJUNTOS FIJOS

Art. N.	1371B	1371A	1372A	1373A	1374A	1375A ■	1376A ■	1378A	1380A		
 d	15	15	15	15	15	20	20	20	20		
Art. N.	1386B	1386A	1387A	1388A	1389A	1390A ■	1391A ■	1393A	1395A		
 d	15	15	15	15	15	20	20	20	20		

La portata nominale di questi supporti è stata assegnata pari al carico necessario a raggiungere $\frac{3}{4}$ della freccia della molla. Assicurarsi che durante l'impiego non si raggiunga mai il fine corsa del bilanciante. L'utilizzo con carichi inferiori al precarico non causa alcun molleggio.


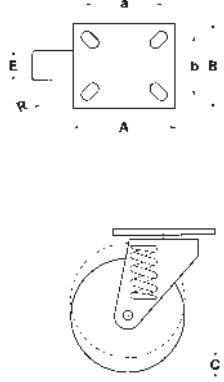









The nominal load capacity of these forks has been set at $\frac{3}{4}$ of the spring's maximum deflection. The application must not cause the equalizer to reach upper limit. Application with loads smaller than that of the pre-tensioning will not cause deflection of the equalizer.

Die Tragfähigkeit dieser Gehäusen ist bis $\frac{3}{4}$ des höchsten Federlaufes gelegt. Bei der Anwendung soll der Schwinghebel bis zum höchsten Federlauf nicht ankommen. Die Anwendung mit Belastungen unter dem Federvordruck wird keine Federung im Schwinghebel verursachen.

La charge admissible de ces chapes est fixée à $\frac{3}{4}$ de la course maximale du ressort. S'assurer qu'à l'utilisation le balancier ne dépasse pas la course maximale du ressort. L'utilisation avec une charge inférieure à la pre-charge du ressort ne donne lieu à aucune suspension.

La capacidad de carga de estos soportes ha sido fijada a la par de la carga necesaria a alcanzar los $\frac{3}{4}$ del desplazamiento máximo del resorte. Asegurarse que durante el empleo nunca se alcance el fin de carrera del balancin. El empleo con cargas inferiores a la precarga no produce alguna suspensión.

DATI TECNICI - TECHNICAL DATA - TECHNISCHE DATEN - DONNÉES TECHNIQUES - DATOS TECNICOS

 H	171	171	171	207	207	207	207	238	274	
 AxB	105x85	105x85	135x110	105x85	135x110	105x85	135x110	135x110	135x110	
 axb	80x60	80x60	105x80	80x60	105x80	80x60	105x80	105x80	105x80	
 g	10	10	12	10	12	10	12	12	12	
 F	30	30	30	32	32	32	32	43	57	
 U	50	50	50	50	50	50	50	60	60	
 R	93	93	93	114	114	115	115	145	183	
 daN	40	50	50	90	90	90	90	90	85	
 C	25	25	25	25	25	25	25	28	32	
 Kg.	130	150	150	180	180	200	200	220	260	



*passion for
movement*

LAG

POLINYL EXTRA PESANTE

Serie
PE

POLIAMMIDE 6 COLATA

- Ruota in poliammide 6 colata per carichi extrapesanti.
- Ottima scorrevolezza; resistenza molto elevata agli urti, all'abrasione e alle sostanze corrosive.
- Temperatura di impiego: -30°C / +80°C.
- Mozzo con: cuscinetti a sfere di precisione a tenuta stagna (2RS).



CAST POLYAMIDE 6

- Cast polyamide 6 wheel for very heavy loads.
- Minimal rolling resistance; very high resistance to shocks, abrasion and corrosion.
- Temperature range: -30°C / +80°C (-22°F / +176°F).
- Hub with: sealed precision ball bearings (2RS).

POLYAMIDE 6 COULÉ

- Roue en polyamide 6 coulé, pour charges extra lourdes.
- Excellent roulage, très élevée résistance aux chocs, à l'abrasion et à la corrosion.
- Température d'emploi: -30°C / +80°C (-22°F / +176°F).
- Moyeu avec: roulements à billes de précision, étanches (2RS).

POLYAMID 6 - GEGOSSEN

- Rad aus gegossenem Polyamid 6 für extraschwere Lasten.
- Minimaler Rollwiderstand; sehr hohe Stoss- Abrieb- u. Korrosionsbeständigkeit
- Arbeitstemperatur: -30°C / +80°C
- Lagerung: abgedichtete Präzisions-Rillenkugellager (2RS).







POLIAMIDA 6 COLADA

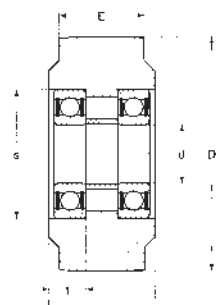
- Rueda de poliamida 6 colada para cargas extra elevadas.
- Óptima facilidad de rodadura, resistencia muy elevada a los golpes, a la abrasión y a las sustancias corrosivas.
- Temperatura de empleo : -30°C / +80°C (-22°F / +176°F).
- Cubo con: cojinetes a bolas de precisión estancos (2RS).

	D	200	200	200	200	200	300	300	400
	E	55	55	80	80	80	80	110	110



CUSCINETTI A SFERE DI PRECISIONE - PRECISION BALL BEARINGS - PRÄZISION RILLENKUGELLAGER
ROULEMENTS À BILLES - COJINETES A BOLAS

Art. N.	4040cc	4041cc	4042cc	4043cc	4044cc	4045cc	4047cc	4048cc
 d	35	40	45	50	60	55	70	80
 s	80	80	100	110	110	120	150	170
 t	21	21	25	27	27	29	35	39
 V	60	54	90	90	80	90	120	120
 L	60	60	90	90	90	90	120	120
 Kg.	3000	3000	4500	4500	4500	7000	10000	12000



POLIAMMIDE 6

- Ruota in poliammide 6 di prima scelta.
- Elevata resistenza agli urti, all'abrasione e alle sostanze corrosive; facilità di pulizia.
- Temperatura di impiego: -30°C / +80°C
- Mozzo con: cuscinetti a sfere di precisione standard schermati o inox a tenuta stagna; cuscinetto a rullini standard o inox; foro passante.

POLYAMIDE 6

- Highest quality polyamide 6 wheel.
- Minimal rolling resistance; excellent resistance to shocks, abrasion and corrosion; easy to clean.
- Temperature range: -30°C / +80°C (-22°F / +176°F).
- Hub with: standard shielded or stainless steel sealed precision ball bearings; standard or stainless steel roller bearing; plain bore.

POLYAMID 6

- Rad aus Polyamid 6 - 1. Wahl.
- Hohe Stossfestigkeit; abrieb- und korrosionsfest; niedriger Rollwiderstand; leichte Reinigung.
- Arbeitstemperatur: -30°C / +80°C.
- Lagerung: standard abgeschirmte oder rostfreie wasser- u. staubdichte Präzisions-Rillenkugellager; standard oder rostfreie Rollenlager; Gleitlager.

	D	80	80	100	100	100	100	125	125	125	125	150	150
	E	30	40	30	37	37	40	30	40	45	45	40	48



CUSCINETTI A SFERE DI PRECISIONE STANDARD O INOX - STANDARD OR STAINLESS STEEL PRECISION BALL BEARINGS
COJINETES A BOLAS DE PRECISION STANDARD O INOX

Art. N.	4001cc	4071cc	4002cc	18005cc	18006cc	4072cc	-	4074cc	18008cc	18009cc	4004cc	18011cc
Art. N.	4001xcc	4071xcc	4002xcc	18005xcc	18006xcc	4072xcc	-	4074xcc	18008xcc	18009xcc	4004xcc	18011xcc
	d	15	15	15	15	20	15	-	15	15	20	20
	s	35	35	35	35	42	35	-	35	35	42	47
	t	12,2	12,2	12,2	12,2	15	12,2	-	12,2	12,2	15	17
	V	38	38	38	38	34	38	-	48	48	44	54
	L	40	40	40	40	40	40	-	50	50	50	60
	M	47	47	48	56	56	48	-	50	58	58	63
	Kg.	150	200	175	450	450	250	-	300	700	700	400




CUSCINETTO A RULLINI STANDARD O INOX - STANDARD OR STAINLESS STEEL ROLLER BEARING - STANDARD ODER ROSTFREIES

Art. N.	4011	4061	4012	-	-	4062	4063	4013	-	-	4014	-
Art. N.	4011/x	4061/x	4012/x	-	-	4062/x	4063/x	4013/x	-	-	4014/x	-
	d	15	15	15	-	15	15	20	-	-	20	-
	L	40	40	40	-	40	40	50	-	-	50	-
	M	37	47	38	-	48	32	43	-	-	49	-
	Kg.	150	200	175	-	250	250	300	-	-	400	-



FORO PASSANTE - PLAIN BORE - GLEITLAGER - ALÉSAGE LISSE - AGUJERO LISO

Art. N.	4021	4091	4022	18080	18081	4092	4093	4023	18083	18084	4024	18086
	d	15	15	15	15	20	15	20	15	20	20	20
	L	40	40	40	40	40	40	50	50	50	50	60
	M	28	29	29	36	36	29	36	38	38	37	45
	Kg.	150	200	175	450	450	250	250	300	700	700	400



POLYAMIDE 6

- Roue en polyamide 6 premier choix.
- Excellent roulage; élevée résistance aux chocs, à l'abrasion et à la corrosion; facilité de nettoyage.
- Température d'emploi: -30°C / +80°C (-22°F / +176°F).
- Moyeu avec: roulements à billes de précision standard protégés ou inox étanches; roulement à rouleaux inox ou standard; alésage lisse.

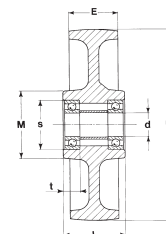
POLIAMIDA 6

- Rueda de poliamida 6 de primera calidad.
- Elevada resistencia a los golpes, a la abrasión y a las sustancias corrosivas; se limpia fácilmente.
- Temperatura de empleo: -30°C / +80°C (-22°F / +176°F).
- Cubo con: cojinetes a bolas de precisión standard protegidos o inox estancos; cojinete a rodillos standard o inox; agujero liso.

150	175	175	200	200	200	200	250	250	300	300
48	50	50	50	50	50	50	60	60	55	55

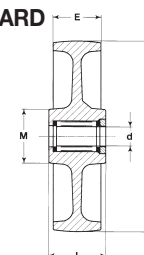
STANDARD ODER ROSTFREIE PRÄZISIONS-RILLENKUGELLAGER - ROUEMENTS À BILLES DE PRÉCISION STANDARD OU INOX

18012cc	4008cc	4005cc	4007cc	4006cc	18017cc	18018cc	4009/20cc	4009cc	4010/20cc	4010cc	STANDARD
18012xcc	4008xcc	4005xcc	4007xcc	4006xcc	18017xcc	18018xcc	4009x20cc	4009xcc	4010x20cc	4010xcc	INOX
25	20	25	20	25	20	25	20	25	20	25	
52	47	52	47	52	52	52	52	52	52	52	
17	17	17	17	17	17	17	17	17	17	17	
56	54	56	54	56	56	56	56	56	56	56	
60	60	60	60	60	60	60	60	60	60	60	
70	69	69	63	71	78	78	82	82	80	80	
900	500	500	600	600	1200	1200	1400	1400	1200	1200	

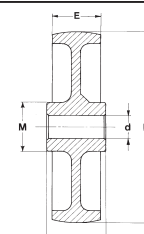


ROLLENLAGER - ROUEMENT À ROULEAUX STANDARD OU INOX - COJINETE A RODILLOS STANDARD O INOX

-	4018	4015	4017	4016	-	-	-	4019	-	-	STANDARD
-	4018/x	4015/x	4017/x	4016/x	-	-	-	4019/x	-	-	INOX
-	20	25	20	25	-	-	-	25	-	-	
-	60	60	60	60	-	-	-	74	-	-	
-	55	55	57	57	-	-	-	68	-	-	
-	500	500	600	600	-	-	-	1200	-	-	

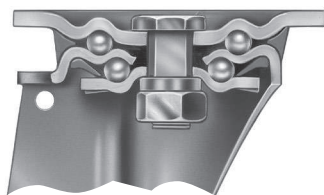


18087	4028	4025	4027	4026	18092	18093	-	4029	-	-
25	20	25	20	25	20	25	-	20	-	-
60	60	60	60	60	60	60	-	74	-	-
45	44	44	46	46	49	49	-	55	-	-
900	500	500	600	600	1200	1200	-	1200	-	-



POLINYL + INOX40

INOX PESANTI - HEAVY STAINLESS- SCHWERLAST ROSTFREI - INOX LOURDES - INOX PESADOS



	D	100	100	100	100	125	125	125	150	150	175	200	250	300	
	E	40	40	37	37	40	40	45	40	48	50	50	50	55	

SUPPORTI GIREVOLI - SWIVEL CASTORS - LENKROLLEN - ROULETTES PIVOTANTES - CONJUNTOS GIRATORIOS

Art. N.	33602	33603	33605	33606 ■	33608	33609 ■	-	33614	33616	33619	33621	33623	33625		
	d	15	15	15	15	15	-	20	20	20	20	20	20		
Art. N.	33627	33628	-	-	-	33634 ■	-	33639	-	33644	33646	-	-		
	d	15	15	-	-	-	20	-	20	-	20	20	-	-	
Art. N.	33652	33653	-	33656 ■	-	33659 ■	33661	33664	33666	33669	33671	-	-		
	d	15	15	-	15	-	20	20	20	20	20	20	-	-	

SUPPORTI FISSI - FIXED CASTORS - BOCKROLLEN - ROULETTES FIXES - CONJUNTOS FIJOS

Art. N.	33672	33673	33675	33676 ■	33678	33679 ■	-	33684	33686	33689	33691	33693	33695		
	d	15	15	15	15	15	-	20	20	20	20	20	20		
Art. N.	33702	33703	-	-	-	33709 ■	-	33714	-	33719	33721	-	-		
	d	15	15	-	-	-	20	-	20	-	20	20	-	-	
Art. N.	33727	33728	-	33731 ■	-	33734 ■	33736	33739	33741	33744	33746	-	-		
	d	15	15	-	15	-	20	20	20	20	20	20	-	-	

DATI TECNICI - TECHNICAL DATA - TECHNISCHE DATEN - DONNÉES TECHNIQUES - DATOS TECNICOS

	H	137	137	137	137	162	162	172	192	202	236	248	303	360	
	AxB	105x85	135x110	105x85	135x110	105x85	135x110	135x110	135x110	135x110	135x110	135x110	135x110	135x110	
	axb	80x60	105x80	80x60	105x80	80x60	105x80	105x80	105x80	105x80	105x80	105x80	105x80	105x80	
	g	8	10	8	10	8	10	12	10	12	12	12	12	12	
	F	42	42	42	42	42	42	48	49	58	60	60	69	81	
	U	50	50	50	50	50	50	60	50	60	60	60	60	60	
	FR	FR	FR	FR	FR	FR	FR	FR	FR	FR	FR	FR	FR	FR	
	Kg.	250	250	370	370	300	300	600	370	600	500	600	550	450	

LAG

POLINYL + INOX20

INOX - STAINLESS - ROSTFREI - INOX - INOX



	D	80	100	100	125	125	125	150	150	175	200	
	E	30	30	40	30	40	40	40	40	50	50	

SUPPORTI GIREVOLI - SWIVEL CASTORS - LENKROLLEN - ROULETTES PIVOTANTES - CONJUNTOS GIRATORIOS

Art. N.	17077	17080	17079	-	17082	17083	17085	17086	17089	17092		
d	15	15	15	-	15	15	20	20	20	20		
Art. N.	17102	17105	17104	17106	17107	17108	17110	17111	17114	17117		
d	15	15	15	15	20	20	20	20	20	20		
Art. N.	17127	17130	17129	17131	17132	17133	17135	17136	17139	17142		
d	15	15	15	15	20	20	20	20	20	20		

SUPPORTI FISSI - FIXED CASTORS - BOCKROLLEN - ROULETTES FIXES - CONJUNTOS FIJOS

Art. N.	17247	17250	17249	-	17252	17253	17255	17256	17259	17262		
d	15	15	15	-	15	15	20	20	20	20		
Art. N.	17152	17155	17154	17156	17157	17158	17160	17161	17164	17167		
d	15	15	15	15	20	20	20	20	20	20		
Art. N.	17177	17180	17179	17181	17182	17183	17185	17186	17189	17192		
d	15	15	15	15	20	20	20	20	20	20		

SUPPORTI GIREVOLI A FORO - SWIVEL CASTORS WITH BOLT HOLE - LENKROLLEN MIT RÜCKENLOCH
CHAPES PIVOTANTES A OEIL - SOPORTES GIRATORIOS CON TALADRO PASADOR


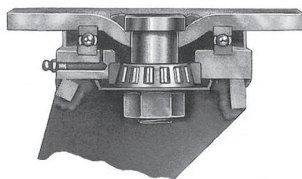
Art. N.	17267HB	17270HB	17269HD	-	-	17273HD	-	17276HD	17279HE	17282HE		
Art. N.	-	-	-	-	-	-	-	-	17279HF	17282HF		
d	15	15	15	-	-	15	-	20	20	20		
Art. N.	17202HB	17205HB	17204HD	17206HB	-	17208HD	-	17211HD	17214HE	17217HE		
Art. N.	-	-	-	-	-	-	-	-	17214HF	17217HF		
d	15	15	15	15	-	20	-	20	20	20		
Art. N.	17227HB	17230HB	17229HD	17231HB	-	17233HD	-	17236HD	17239HE	17242HE		
Art. N.	-	-	-	-	-	-	-	-	17239HF	17242HF		
d	15	15	15	15	-	20	-	20	20	20		



DATI TECNICI - TECHNICAL DATA - TECHNISCHE DATEN - DONNÉES TECHNIQUES - DATOS TECNICOS

	H	106	128	129	154	160	160	181	181	216	240	
	AxB	102x83	102x83	102x83	102x83	102x83	135x110	102x83	135x110	135x110	135x110	
	axb	80x60	80x60	80x60	80x60	80x60	105x80	80x60	105x80	105x80	105x80	
	g	8	8	8	8	8	10	8	10	10	10	
	g	HB=10-12				HD=12-14				HE=12-14 / HF=16-18		
	F	33	37	46	40	49	49	51	51	57	59	
	U	40	40	50	40	50	50	50	50	60	60	
	FR	FR	FR	FR	FR	FR	FR	FR	FR	FR	FR	
	Kg.	150	150	250	150	250	250	250	250	370	370	


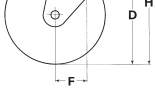

POLINYL + G80

GEMELLATI - TWIN WHEELS - ZWILLINGSRÄDER - ROUES JUMELÉES - RUEDAS GEMELAS






 D	100	125	200	250	
 E	37+37	45+45	50+50	60+60	


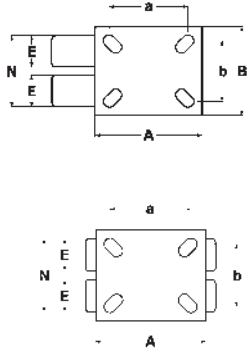







SUPPORTI GIREVOLI - SWIVEL CASTORS - LENKROLLEN - ROULETTES PIVOTANTES - CONJUNTOS GIRATORIOS

Art. N.	18552	18558●	18567●	18573●		
 d	20	20	25	25		

SUPPORTI FISSI - FIXED CASTORS - BOCKROLLEN - ROULETTES FIXES - CONJUNTOS FIJOS

Art. N.	18627	18633	18642	18648		
 d	20	20	25	25		


DATI TECNICI - TECHNICAL DATA - TECHNISCHE DATEN - DONNÉES TECHNIQUES - DATOS TECNICOS

 H	147	197	270	323	
 AxB	135x110	200x160	255x205	255x205	
 axb	105x80	160x120	210x160	210x160	
 g	12	14	16	16	
 F	55	60	70	82	
 U	105	105	126	153	
 N	94	98	114	129	
 Kg.	900	1400	2000	2400	

LAG

POLINYL + E70

EXTRA PESANTI - EXTRA HEAVY - EXTRA SCHWERLAST - EXTRA LOURDES - EXTRA PESADOS



	D	82	82	100	100	100	125	125	150	150	175	200	200	250
	E	70	100	40	37	37	40	45	40	48	50	50	50	60

SUPPORTI GIREVOLI - SWIVEL CASTORS - LENKROLLEN - ROULETTES PIVOTANTES - CONJUNTOS GIRATORIOS

Art. N.	6105	6109	6132	18405	18406	6133	18408	6134	18411	6135	6136	18417	6139		
d	20	20	15	15	15	15	15	20	20	20	20	25	25		
Art. N.	-	-	6142	-	-	6143	-	6144	-	6145	6146	-	6149♦		
d	-	-	15	-	-	20	-	20	-	20	20	-	25		
Art. N.	-	-	6152	18455	18456	6153	18458	6154	18461	6155	6156	18467	6159♦		
d	-	-	15	15	15	20	15	20	20	20	20	20	25		

SUPPORTI FISSI - FIXED CASTORS - BOCKROLLEN - ROULETTES FIXES - CONJUNTOS FIJOS

Art. N.	6125	6129	6162	18480	18481	6163	18483	6164	18486	6165	6166	18492	6169		
d	20	20	15	15	15	15	15	20	20	20	20	25	25		
Art. N.	-	-	6172	-	-	6173	-	6174	-	6175	6176	-	6179♦		
d	-	-	15	-	-	20	-	20	-	20	20	-	25		
Art. N.	-	-	6182	18530	18531	6183	18533	6184	18536	6185	6186	18542	6189♦		
d	-	-	15	15	15	20	15	20	20	20	20	20	25		

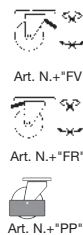

DATI TECNICI - TECHNICAL DATA - TECHNISCHE DATEN - DONNÉES TECHNIQUES - DATOS TECNICOS

	H	131	138	145	145	160	172	172	195	202	239	251	251	307	
	AxB	135x110	135x110	105x85	105x85	135x110	135x110	135x110	135x110	135x110	135x110	135x110	135x110	200x160	
	axb	105x80	105x80	80x60	80x60	105x80	105x80	105x80	105x80	105x80	105x80	105x80	105x80	160x120	
	g	12	12	8	8	10	10	10	10	12	12	12	12	14	
	F	55	55	40	40	50	50	50	55	65	70	70	70	85	
	U	73	105	40	40	50	50	50	50	60	60	60	60	76	
		-	-	-	-	-	-	-	-	FV	FV	FV	FV	-	
	PP	-	-	-	-	-	PP	PP	PP	PP	PP	PP	PP	-	
	Kg.	700	1000	250	300	450	300	500	400	900	500	600	1000	1400	

♦ = Kg 1200

POLINYL + P60

PESANTI - HEAVY - SCHWERLAST - LOURDES - PESADOS



	D	100	100	125	125	150	150	175	200	200	250	300	
	E	37	37	45	45	40	48	50	50	50	60	55	

SUPPORTI GIREVOLI - SWIVEL CASTORS - LENKROLLEN - ROULETTES PIVOTANTES - CONJUNTOS GIRATORIOS

Art. N.	17855	17856	17861	17862	17866	17867	17869	17871	17872	17874	17875		
d	15	15	15	20	20	20	20	20	25	25	20		
Art. N.	-	-	-	-	17891	-	17894	17896	-	-	-		
d	-	-	-	-	20	-	20	20	-	-	-		
Art. N.	17905	17906	17911	17912	17916	17917	17919	17921	17922	-	-		
d	15	15	15	20	20	20	20	20	20	-	-		

SUPPORTI FISSI - FIXED CASTORS - BOCKROLLEN - ROULETTES FIXES - CONJUNTOS FIJOS

Art. N.	17680	17932	17935	17937	17689	17942	17944	17946	17947	17949	17950		
d	15	15	15	20	20	20	20	20	25	25	20		
Art. N.	-	-	-	-	17714	-	17969	17971	-	-	-		
d	-	-	-	-	20	-	20	20	-	-	-		
Art. N.	17730	17982	17985	17987	17739	17992	17994	17996	17997	-	-		
d	15	15	15	20	20	20	20	20	20	-	-		


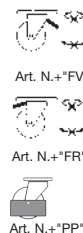
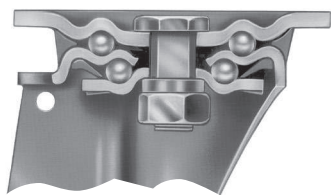
DATI TECNICI - TECHNICAL DATA - TECHNISCHE DATEN - DONNÉES TECHNIQUES - DATOS TECNICOS

	H	137	137	163	173	194	202	237	249	249	304	360	
	AxB	105x85	135x110	135x110	135x110	135x110	135x110	135x110	135x110	135x110	135x110	135x110	
	axb	80x60	105x80	105x80	105x80	105x80	105x80	105x80	105x80	105x80	105x80	105x80	
	g	8	10	10	12	10	12	12	12	12	12	12	
	F	42	42	42	53	50	64	66	66	66	71	81	
	U	50	50	50	60	50	60	60	60	60	60	60	
	FR	FR	FR	FR/FV	FR	FR/FV	FR/FV	FR/FV	FR/FV	FR/FV	FR/FV	FR	
	PP	-	-	PP	PP	PP	PP	PP	PP	PP	PP	-	
	Kg.	450	450	450	700	400	850	500	600	850	800	700	

LAG

POLINYL + M40

MEDIO PESANTI - MEDIUM HEAVY - MITTEL SCHWERLAST - MI-LOURDES - MEDIO PESADOS



	D	80	100	100	100	125	125	125	150	175	200
	E	40	40	40	37	40	40	45	40	50	50

SUPPORTI GIREVOLI - SWIVEL CASTORS - LENKROLLEN - ROULETTES PIVOTANTES - CONJUNTOS GIRATORIOS


Art. N.	17601	17603	17604	17605	17608	17609	17611	17614	17619	17621		
d	15	15	15	15	15	15	20	20	20	20		
Art. N.	17626	17628	17629	-	17633	17634	-	17639	17644	17646		
d	15	15	15	-	20	20	-	20	20	20		
Art. N.	17651	17653	17654	17655	17658	17659	17661	17664	17669	17671		
d	15	15	15	15	20	20	20	20	20	20		

SUPPORTI FISSI - FIXED CASTORS - BOCKROLLEN - ROULETTES FIXES - CONJUNTOS FIJOS

Art. N.	17676	17678	17679	17680	17683	17684	17937	17689	17944	17946		
d	15	15	15	15	15	15	20	20	20	20		
Art. N.	17701	17703	17704	-	17708	17709	-	17714	17969	17971		
d	15	15	15	-	20	20	-	20	20	20		
Art. N.	17726	17728	17729	17730	17733	17734	17987	17739	17994	17996		
d	15	15	15	15	20	20	20	20	20	20		

DATI TECNICI - TECHNICAL DATA - TECHNISCHE DATEN - DONNÉES TECHNIQUES - DATOS TECNICOS

	H	127	137	137	137	163	163	173	194	237	249	
	AxB	105x85	105x85	135x110	105x85	105x85	135x110	135x110	135x110	135x110	135x110	
	axb	80x60	80x60	105x80	80x60	80x60	105x80	105x80	105x80	105x80	105x80	
	g	8	8	10	8	8	10	12	10	12	12	
	F	41	41	41	41	41	41	52	48	65	65	
	U	50	50	50	50	50	50	60	50	60	60	
		-	FR	FR	FR	FR	FR	FR/FV	FR	FR/FV	FR/FV	
	PP	-	-	-	-	PP	PP	PP	PP	PP	PP	
	Kg.	200	250	250	300	300	300	450	300	450	450	



	D	80	100	100	125	125	125	150	150	175	200
	E	30	30	40	30	40	40	40	40	50	50

SUPPORTI GIREVOLI - SWIVEL CASTORS - LENKROLLEN - ROULETTES PIVOTANTES - CONJUNTOS GIRATORIOS

Art. N.	18712	18715	18713	-	18717	18718	18720	18721	18724	18727		
d	15	15	15	-	15	15	20	20	20	20		
Art. N.	18737	18740	18738	18741	18742	18743	18745	18746	18749	18752		
d	15	15	15	15	20	20	20	20	20	20		
Art. N.	18762	18765	18763	18766	18767	18768	18770	18771	18774	18777		
d	15	15	15	15	20	20	20	20	20	20		

SUPPORTI FISSI - FIXED CASTORS - BOCKROLLEN - ROULETTES FIXES - CONJUNTOS FIJOS

Art. N.	18812	18815	18813	-	18817	18818	18820	18821	18824	18827		
d	15	15	15	-	15	15	20	20	20	20		
Art. N.	18837	18840	18838	18841	18842	18843	18845	18846	18849	18852		
d	15	15	15	15	20	20	20	20	20	20		
Art. N.	18862	18865	18863	18866	18867	18868	18870	18871	18874	18877		
d	15	15	15	15	20	20	20	20	20	20		

SUPPORTI GIREVOLI A FORO - SWIVEL BOLT HOLE CASTORS - RÜCKENLOCH LENKROLLEN
ROULETTES PIVOTANTES A Oeil - CONJUNTOS GIRATORIOS CON TALADRO PASADOR


Art. N.	18912FB	18915FB	18913FD	-	-	18918FD	-	18921FD	18924FE	18927FE		
Art. N.	-	-	-	-	-	-	-	-	18924FG	18927FG		
d	15	15	15	-	-	15	-	20	20	20		
Art. N.	18937FB	18940FB	18938FD	18941FB	-	18943FD	-	18946FD	18949FE	18952FE		
Art. N.	-	-	-	-	-	-	-	-	18949FG	18952FG		
d	15	15	15	15	-	20	-	20	20	20		
Art. N.	18962FB	18965FB	18963FD	18966FB	-	18968FD	-	18971FD	18974FE	18977FE		
Art. N.	-	-	-	-	-	-	-	-	18974FG	18977FG		
d	15	15	15	15	-	20	-	20	20	20		

DATI TECNICI - TECHNICAL DATA - TECHNISCHE DATEN - DONNÉES TECHNIQUES - DATOS TECNICOS

	H	106	128	129	154	160	160	181	181	216	240	
	AxB	102x83	102x83	102x83	102x83	102x83	135x110	102x83	135x110	135x110	135x110	
	axb	80x60	80x60	80x60	80x60	80x60	105x80	80x60	105x80	105x80	105x80	
	g	8	8	8	8	8	10	8	10	10	10	
	g	FB=10-12			FD=12-14			FE=12-14 / FG=16-18				
	F	33	37	46	40	49	49	51	51	57	59	
	U	40	40	50	40	50	50	50	50	60	60	
	FR	FR	FR	FR	FR	FR	FR	FR	FR	FR	FR	
	PP	-	-	-	-	PP	PP	PP	PP	PP	PP	
	Kg.	120	120	200	120	200	200	200	200	300	300	

POLIAMMIDE 6 + POLIURETANO AD INIEZIONE

- Rivestimento in poliuretano ad iniezione, durezza 58±3 Shore D.
- Nucleo in poliammide 6 di prima scelta.
- Alta scorrevolezza, resistenza all'abrasione e alle sostanze corrosive; facilità di pulizia.
- Temperatura di impiego: -30°C / +80°C
- Mozzo con: cuscinetti a sfere di precisione standard schermati o inox a tenuta stagna; cuscinetto a rullini standard o inox; foro passante.



POLYAMIDE 6 + INJECTED POLYURETHANE

- Injected polyurethane coating, hardness 58±3 Shore D.
- Core in high quality polyamide 6.
- Noiseless running; high resistance to shocks, abrasion and corrosion; easy to clean.
- Temperature range: -30°C / +80°C (-22°F / +176°F).
- Hub with: standard shielded or stainless steel sealed precision ball bearings; standard or stainless steel roller bearing; plain bore.

POLYAMIDE 6 + POLYURETHANE INJECTÉ

- Bandage en polyuréthane injecté, dureté 58±3 Shore D.
- Corps en polyamide 6 premier choix.
- Faible résistance au roulement; résistante à l'usure et à la corrosion; facilité de nettoyage.
- Température d'emploi: -30°C / +80°C (-22°F / +176°F).
- Moyeu avec: roulements à billes de précision standard protégés ou inox étanches; roulement à rouleaux inox ou standard; alésage lisse.

POLYAMID 6 + POLYURETHAN (GESPRITZT)

- Beschichtung aus Spritzguss-Polyurethan; Härte 58±3 Shore D
- Radkern aus Polyamid 6 - 1. Wahl.
- Geräuschloser Lauf; abrieb- und korrosionsfest; niedriger Rollwiderstand; leichte Reinigung.
- Arbeitstemperatur: -30°C / +80°C.
- Lagerung: standard abgeschirmte oder rostfreie wasser- u. staubdichte Präzisions-Rillenkugellager; standard oder rostfreie Rollenlager; Gleitlager.

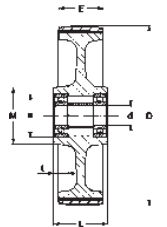
POLIAMIDA 6 + POLIURETANO DE INYECCIÓN

- Revestimiento en poliuretano de inyección, dureza 58±3 Shore D.
- Núcleo en poliamida 6 de primera calidad.
- Elevada facilidad de rodadura, resistencia a la abrasión y a las sustancias corrosivas; se limpia fácilmente.
- Temperatura de empleo : -30°C / +80°C (-22°F / +176°F).
- Cubo con: cojinetes a bolas de precisión standard protegidos o inox estancos; cojinete a rodillos standard o inox; agujero liso.

	D	80	100	125	150	200	200
	E	25	30	30	40	50	50

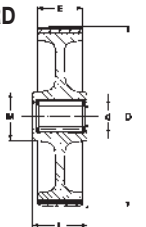
CUSCINETTI A SFERE DI PRECISIONE STANDARD O INOX - STANDARD OR STAINLESS STEEL PRECISION BALL BEARINGS
STANDARD ODER ROSTFREIE PRÄZISIONS-RILLENKUGELLAGER - ROUEMENTS À BILLES DE PRÉCISION STANDARD OU INOX
COJINETES A BOLAS DE PRECISION STANDARD O INOX

Art. N.	N.	-	-	-	-	9024cc	9025cc	STANDARD
Art. N.	N.	-	-	-	-	9024xcc	9025xcc	INOX
	d	-	-	-	-	20	25	
	s	-	-	-	-	47	47	
	t	-	-	-	-	17	17	
	V	-	-	-	-	54	50	
	L	-	-	-	-	60	60	
	M	-	-	-	-	62	62	
	Kg.	-	-	-	-	550	550	



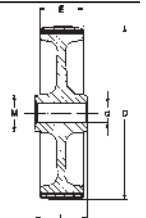
CUSCINETTO A RULLINI STANDARD O INOX - STANDARD OR STAINLESS STEEL ROLLER BEARING - STANDARD ODER ROSTFREIES ROLLENLAGER - ROUEMENT À ROULEAUX STANDARD OU INOX - COJINETE A RODILLOS STANDARD O INOX

Art. N.	N.	9034	9038	9042	9046	9054	-	STANDARD
Art. N.	N.	9034/x	9038/x	9042/x	9046/x	9054/x	-	INOX
	d	12	15	15	20	20	-	
	L	40	40	40	50	60	-	
	M	30	32	32	43	52	-	
	Kg.	100	160	230	350	550	-	



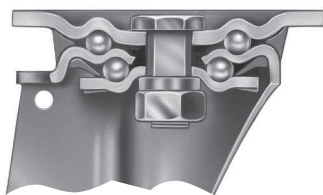
FORO PASSANTE - PLAIN BORE - GLEITLAGER - ALÉSAGE LISSE - AGUJERO LISO



Art. N.	N.	9064	9068	9072	9076	9084	-
	d	12	15	15	20	20	-
	L	40	40	40	50	60	-
	M	25	29	29	37	40	-
	Kg.	100	160	230	350	550	-




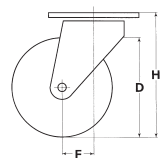





NYLPOL + INOX40

INOX PESANTI - HEAVY STAINLESS - SCHWERLAST ROSTFREI - INOX LOURDES - INOX PESADOS


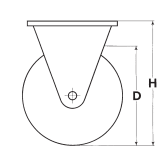







 D	100	100	125	125	150	200	
 E	30	30	30	30	40	50	


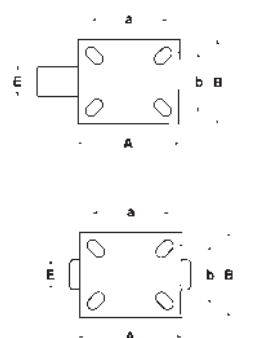







SUPPORTI GIREVOLI - SWIVEL CASTORS - LENKROLLEN - ROULETTES PIVOTANTES - CONJUNTOS GIRATORIOS

Art. N.	-	-	-	-	-	22621		
 d	-	-	-	-	-	20		
Art. N.	22628	22629	22634	22635	22641	22646		
 d	15	15	15	15	20	20		
Art. N.	22653	22654	22659	22660	22666	22671		
 d	15	15	15	15	20	20		

SUPPORTI FISSI - FIXED CASTORS - BOCKROLLEN - ROULETTES FIXES - CONJUNTOS FIJOS

Art. N.	-	-	-	-	-	22696		
 d	-	-	-	-	-	20		
Art. N.	22703	22704	22709	22710	22716	22721		
 d	15	15	15	15	20	20		
Art. N.	22728	22729	22734	22735	22741	22746		
 d	15	15	15	15	20	20		

DATI TECNICI - TECHNICAL DATA - TECHNISCHE DATEN - DONNÉES TECHNIQUES - DATOS TECNICOS

 H	137	137	162	162	192	248	
 AxB	105x85	135x110	105x85	135x110	135x110	135x110	
 axb	80x60	105x80	80x60	105x80	105x80	105x80	
 g	8	10	8	10	10	12	
 F	42	42	42	42	49	60	
 U	50	50	50	50	50	60	
 FR	FR	FR	FR	FR	FR	FR	
 Kg.	160	160	230	230	350	550	

LAG NYLPOL + INOX20

INOX - STAINLESS - ROSTFREI - INOX - INOX



	D	80	100	125	125	125	150	150	200	
	E	25	30	30	30	30	40	40	50	

SUPPORTI GIREVOLI - SWIVEL CASTORS - LENKROLLEN - ROULETTES PIVOTANTES - CONJUNTOS GIRATORIOS

Art. N.	-	-	-	-	-	-	-	-	21100		
	d	-	-	-	-	-	-	-	20		
Art. N.	21102	21105	21106	21107	21108	21110	21111	21117			
	d	12	15	15	15	15	20	20	20		
Art. N.	21127	21130	21131	21132	21133	21135	21136	21142			
	d	12	15	15	15	15	20	20	20		

SUPPORTI FISSI - FIXED CASTORS - BOCKROLLEN - ROULETTES FIXES - CONJUNTOS FIJOS

Art. N.	-	-	-	-	-	-	-	-	21150		
	d	-	-	-	-	-	-	-	20		
Art. N.	21152	21155	21156	21157	21158	21160	21161	21167			
	d	12	15	15	15	15	20	20	20		
Art. N.	21177	21180	21181	21182	21183	21185	21186	21192			
	d	12	15	15	15	15	20	20	20		

SUPPORTI GIREVOLI A FORO - SWIVEL BOLT HOLE CASTORS - RÜCKENLOCH LENKROLLEN
ROULETTES PIVOTANTES A Oeil - CONJUNTOS GIRATORIOS CON TALADRO PASADOR


Art. N.	-	-	-	-	-	-	-	-	21200HE		
Art. N.	-	-	-	-	-	-	-	-	21200HF		
	d	12	15	15	-	15	-	20	20		
Art. N.	21202HB	21205HB	21206HB	-	21208HD	-	21211HD	21217HE			
Art. N.	-	-	-	-	-	-	-	21217HF			
	d	12	15	15	-	15	-	20	20		
Art. N.	21227HB	21230HB	21231HB	-	21233HD	-	21236HD	21242HE			
Art. N.	-	-	-	-	-	-	-	21242HF			
	d	12	15	15	-	15	-	20	20		

DATI TECNICI - TECHNICAL DATA - TECHNISCHE DATEN - DONNÉES TECHNIQUES - DATOS TECNICOS

	H	106	128	154	160	160	181	181	240	
	AxB	102x83	102x83	102x83	102x83	135x110	102x83	135x110	135x110	
	axb	80x60	80x60	80x60	80x60	105x80	80x60	105x80	105x80	
	g	8	8	8	8	10	8	10	10	
	g		HB=10-12			HD=12-14		HE=12-14 / HF=16-18		
	F	33	37	40	49	49	51	51	59	
	U	40	40	40	50	50	50	50	60	
	FR	FR	FR	FR	FR	FR	FR	FR	FR	
	Kg.	100	150	150	230	230	250	250	370	

NYLPOL + M40

MEDIO PESANTI - MEDIUM HEAVY - MITTEL SCHWERLAST - MI-LOURDES - MEDIO PESADOS



Art. N.+*FV*





Art. N.+*FR*


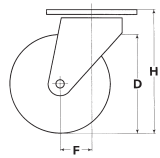







Art. N.+*PP*


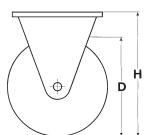







 D	100	100	125	125	150	200	
 E	30	30	30	30	40	50	


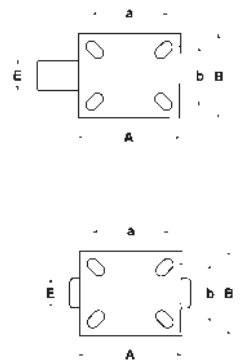








SUPPORTI GIREVOLI - SWIVEL CASTORS - LENKROLLEN - ROULETTES PIVOTANTES - CONJUNTOS GIRATORIOS

Art. N.	-	-	-	-	-	21621		
 d	-	-	-	-	-	20		
Art. N.	21628	21629	21633	21634	21641	21646		
 d	15	15	15	15	20	20		
Art. N.	21653	21654	21658	21659	21666	21671		
 d	15	15	15	15	20	20		

SUPPORTI FISSI - FIXED CASTORS - BOCKROLLEN - ROULETTES FIXES - CONJUNTOS FIJOS



Art. N.	-	-	-	-	-	21697		
 d	-	-	-	-	-	20		
Art. N.	21703	21704	21708	21709	21716	21722		
 d	15	15	15	15	20	20		
Art. N.	21728	21729	21733	21734	21741	21747		
 d	15	15	15	15	20	20		

DATI TECNICI - TECHNICAL DATA - TECHNISCHE DATEN - DONNÉES TECHNIQUES - DATOS TECNICOS

 H	137	137	163	163	194	249	
 AxB	105x85	135x110	105x85	135x110	135x110	135x110	
 axb	80x60	105x80	80x60	105x80	105x80	105x80	
 g	8	10	8	10	10	12	
 F	41	41	41	41	48	65	
 U	50	50	50	50	50	60	
 FR	FR	FR	FR	FR	FR	FR/FV	
 PP	-	-	PP	PP	PP	PP	
 Kg.	160	160	230	230	300	450	

LAG NYLPOL + M22

MEDI - MEDIUM - MITTELLAST - MOYENNES - MEDIOS



	D	80	100	125	125	125	150	150	200	
	E	25	30	30	30	30	40	40	50	

SUPPORTI GIREVOLI - SWIVEL CASTORS - LENKROLLEN - ROULETTES PIVOTANTES - CONJUNTOS GIRATORIOS

Art. N.	22027	22030	22031	22032	22033	22035	22036	22042		
	d	12	15	15	15	15	20	20	20	
Art. N.	22052	22055	22056	22057	22058	22060	22061	22067		
	d	12	15	15	15	15	20	20	20	

SUPPORTI FISSI - FIXED CASTORS - BOCKROLLEN - ROULETTES FIXES - CONJUNTOS FIJOS

Art. N.	22127	22130	22131	22132	22133	22135	22136	22142		
	d	12	15	15	15	15	20	20	20	
Art. N.	22152	22155	22156	22157	22158	22160	22161	22167		
	d	12	15	15	15	15	20	20	20	

SUPPORTI GIREVOLI A FORO - SWIVEL BOLT HOLE CASTORS - RÜCKENLOCH LENKROLLEN
ROULETTES PIVOTANTES A OEIL - CONJUNTOS GIRATORIOS CON TALADRO PASADOR

Art. N.	2227FB	22230FB	22231FB	-	22233FD	-	22236FD	22242FE		
Art. N.	-	-	-	-	-	-	-	22242FG		
	d	12	15	15	-	15	-	20	20	
Art. N.	22252FB	22255FB	22256FB	-	22258FD	-	22261FD	22267FE		
Art. N.	-	-	-	-	-	-	-	22267FG		
	d	12	15	15	-	15	-	20	20	

DATI TECNICI - TECHNICAL DATA - TECHNISCHE DATEN - DONNÉES TECHNIQUES - DATOS TECNICOS


	H	106	128	154	160	160	181	181	240	
	AxB	102x83	102x83	102x83	102x83	135x110	102x83	135x110	135x110	
	axb	80x60	80x60	80x60	80x60	105x80	80x60	105x80	105x80	
	g	8	8	8	8	10	8	10	10	
	g		FB=10-12			FD=12-14		FE=12-14 / FG=16-18		
	F	33	37	40	49	49	51	51	59	
	U	40	40	40	50	50	50	50	60	
	FR	FR	FR	FR	FR	FR	FR	FR	FR	
	PP	-	-	-	PP	PP	PP	PP	PP	
	Kg.	100	120	120	200	200	200	200	300	



*passion for
movement*

POLIAMMIDE 6 + POLIURETANO COLATO SOFFICE

- Rivestimento in poliuretano colato soffice, durezza 87±3 Shore A.
- Nucleo in poliammide 6 di prima scelta.
- Elevata portata, scorrevolezza, silenziosità; resistenza agli urti, all'abrasione e alle sostanze corrosive; facilità di pulizia.
- Temperatura di impiego: -30°C / +80°C.
- Mozzo con: cuscinetti a sfere di precisione standard schermati o inox a tenuta stagna; cuscinetto a rullini standard o inox.



POLYAMIDE 6 + SOFT CAST POLYURETHANE

- Coated in soft cast polyurethane hardness 87±3 Shore A.
- Wheel centre in high quality polyamide 6.
- High load capacity; smooth and noiseless running. Hygienic and high resistance to corrosion, abrasion and shocks.
- Temperature range: -30°C / +80°C (-22°F / +176°F).
- Hub with: standard shielded or stainless steel sealed precision ball bearings; standard or stainless steel roller bearing.

POLYAMIDE 6 + POLYURETHANE SOUPLE COULÉ

- Bandage en polyuréthane souple coulé, dureté 87±3 Shore A.
- Corps en polyamide 6 premier choix.
- Très silencieuse, élevée résistance aux charges, très élevée résistance aux chocs, à l'usure et à la corrosion.
- Température d'emploi: -30°C / +80°C (-22°F / +176°F).
- Moyeu avec: roulements à billes de précision standard protégés ou inox étanches; roulement à rouleaux standard ou inox.

POLYAMID 6 + WEICHEM POLYURETHAN (GEGOSSEN)

- Bandage aus weichem Guss-Polyurethan, Härte 87±3 Shore A.
- Radkörper aus Polyamid 6 - 1. Wahl.
- Hohe Tragkraft, geräuscharmer Lauf; hohe Stoßfestigkeit; abrieb- und korrosionsfest.
- Arbeitstemperatur: -30°C / +80°C.
- Lagerung: standard abgeschirmte oder rostfreie wasser- u. staubdichte Präzisions-Rillenkugellager; Standard oder rostfreier Rollenlager.

POLIAMIDA 6 + POLIURETANO COLADO BLANDO

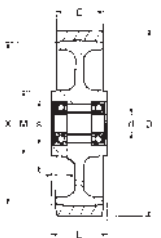
- Revestimiento en Poliuretano colado blando, dureza 87±3 Shore A.
- Núcleo en Poliamida 6 de primera calidad.
- Muy silenciosa, resistencia elevada a las cargas y muy elevada a los golpes, a la abrasión y substancias corrosivas.
- Temperatura de empleo: -30°C / +80°C (-22°F / +176°F).
- Buje con: cojinetes a bolas de precisión standard protegidos o inox estancos; cojinete a rodillos standard o inox.

D	100	100	125	125	150	160	175	200	200	250	250	300	300
E	30	40	30	40	40	50	40	50	50	50	50	60	60



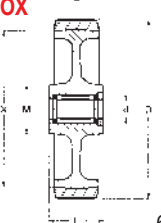
CUSCINETTI A SFERE DI PRECISIONE STANDARD O INOX - STANDARD OR STAINLESS STEEL PRECISION BALL BEARINGS
STANDARD ODER ROSTFREIE PRÄZISIONS-RILLENKUGELLAGER - ROUEMENTS À BILLES DE PRÉCISION STANDARD OU INOX
COJINETES A BOLAS DE PRECISION STANDARD O INOX

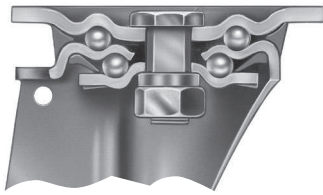
Art. N.	35004cc	35008cc	35014cc	35016cc	35020cc	35026cc•	35028cc	35031cc	35032cc	35040cc	35041cc	35047cc	35048cc	STANDARD
Art. N.	35004xcc	35008xcc	35014xcc	35016xcc	35020xcc	35026xcc•	35028xcc	35031xcc	35032xcc	35040xcc	35041xcc	35047xcc	35048xcc	INOX
X	80	80	100	100	125	140	150	175	175	200	200	250	250	
d	15	15	15	15	15	20	20	20	25	20	25	20	25	
s	35	35	35	35	35	47	47	47	47	47	47	52	52	
t	12,2	12,2	12,2	12,2	12,2	17	17	17	17	17	17	17	17	
V	38	38	38	38	48	54	44	54	50	54	50	56	56	
L	40	40	40	40	50	60	50	60	60	60	60	60	60	
M	47	47	48	48	50	63	63	69	69	63	63	82	82	
Kg	200	250	250	300	400	500	500	600	600	700	700	1000	1000	



CUSCINETTO A RULLINI STANDARD O INOX - STANDARD OR STAINLESS STEEL ROLLER BEARING - ROLLENLAGER STANDARD ODER ROSTFREI - ROUEMENT À ROULEAUX STANDARD OU INOX - COJINETE A RODILLOS STANDARD O INOX

Art. N.	35054	35058	-	35066	35071	-	-	35081	35082	-	-	-	-	STANDARD
Art. N.	35054x	35058x	-	35066x	35071x	-	-	35081x	35082x	-	-	-	-	INOX
d	15	15	-	15	20	-	-	20	25	-	-	-	-	
L	40	40	-	40	50	-	-	60	60	-	-	-	-	
M	37	47	-	48	43	-	-	55	55	-	-	-	-	
Kg	200	250	-	300	400	-	-	600	600	-	-	-	-	




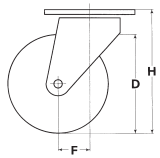





Art. N.+*FR*


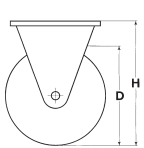





 D	100	100	125	125	150	160	175	200	250	300	
 E	40	40	40	40	40	50	40	50	50	60	


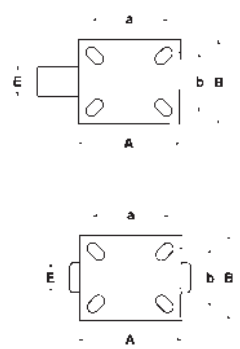







SUPPORTI GIREVOLI - SWIVEL CASTORS - LENKROLLEN - ROULETTES PIVOTANTES - CONJUNTOS GIRATORIOS


Art. N.	35456	35457	35464	35465	35471	35473•	35474	35477	35481	35488		
 d	15	15	15	15	15	20	20	20	20	20		
Art. N.	35506	35507	35514	35515	35521	-	-	35527	-	-		
 d	15	15	15	15	20	-	-	20	-	-		

SUPPORTI FISSI - FIXED CASTORS - BOCKROLLEN - ROULETTES FIXES - CONJUNTOS FIJOS

Art. N.	35556	35557	35564	35565	35571	35573•	35574	35577	35581	35588		
 d	15	15	15	15	15	20	20	20	20	20		
Art. N.	35606	35607	35614	35615	35621	-	-	35627	-	-		
 d	15	15	15	15	20	-	-	20	-	-		

DATI TECNICI - TECHNICAL DATA - TECHNISCHE DATEN - DONNÉES TECHNIQUES - DATOS TECNICOS

 H	137	137	162	162	192	207	236	248	303	360	
 AxB	105x85	135x110	105x85	135x110	135x110	135x110	135x110	135x110	135x110	135x110	
 axb	80x60	105x80	80x60	105x80	105x80	105x80	105x80	105x80	105x80	105x80	
 g	8	10	8	10	10	12	12	12	12	12	
 F	42	42	42	42	49	58	60	60	69	81	
 U	50	50	50	50	50	60	60	60	60	60	
 FR	FR	FR	FR	FR	FR	FR	FR	FR	FR	FR	
 Kg.	250	250	300	300	370	500	500	600	550	500	



	D	100	100	125	125	125	150	150	175	200	
	E	30	40	30	40	40	40	40	40	50	

SUPPORTI GIREVOLI - SWIVEL CASTORS - LENKROLLEN - ROULETTES PIVOTANTES - CONJUNTOS GIRATORIOS

Art. N.	35153	35156	35160	35164	35165	35170	35171	35174	35177		
	d	15	15	15	15	15	15	20	20		
Art. N.	35203	35206	-	35214	35215	35220	35221	-	35227		
	d	15	15	-	15	15	20	20	-		

SUPPORTI FISSI - FIXED CASTORS - BOCKROLLEN - ROULETTES FIXES - CONJUNTOS FIJOS


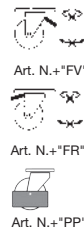

Art. N.	35253	35256	35260	35264	35265	35270	35271	35274	35277		
	d	15	15	15	15	15	15	20	20		
Art. N.	35303	35306	-	35314	35315	35320	35321	-	35327		
	d	15	15	-	15	15	20	20	-		



SUPPORTI GIREVOLI A FORO - SWIVEL BOLT HOLE CASTORS - RÜCKENLOCH LENKROLLEN
ROULETTES PIVOTANTES A Oeil - CONJUNTOS GIRATORIOS CON TALADRO PASADOR

Art. N.	35353HB	35356HD	35360HB	-	35365HD	-	35371HD	35374HE	35377HE		
	d	15	15	-	15	-	20	20	20		
Art. N.	35403HB	35406HD	-	-	35415HD	-	35421HD	-	35427HE		
	d	15	15	-	15	-	20	-	20		


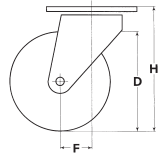



DATI TECNICI - TECHNICAL DATA - TECHNISCHE DATEN - DONNÉES TECHNIQUES - DATOS TECNICOS

	H	128	129	154	160	160	181	181	216	240	
	AxB	102x83	102x83	102x83	102x83	135x110	102x83	135x110	135x110	135x110	
	axb	80x60	80x60	80x60	80x60	105x80	80x60	105x80	105x80	105x80	
	g	8	8	8	8	10	8	10	10	10	
	g	HB=10-12		HD=12-14				HE=12-14 / HF=16-18			
	F	37	46	40	49	49	51	51	57	59	
	U	40	50	40	50	50	50	50	60	60	
	FR	FR	FR	FR	FR	FR	FR	FR	FR	FR	
	Kg	150	250	150	250	250	250	250	370	370	


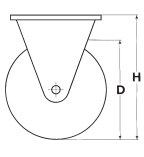





 D	100	100	125	150	160	175	200	250	300	
 E	40	40	40	40	50	40	50	50	60	


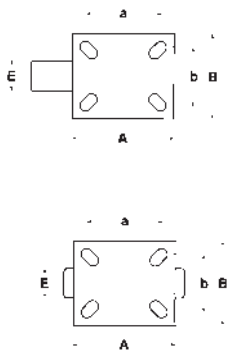








SUPPORTI GIREVOLI - SWIVEL CASTORS - LENKROLLEN - ROULETTES PIVOTANTES - CONJUNTOS GIRATORIOS




Art. N.	36206	36207	36215	36221	36223•	36224	36227	36231	36235		
 d	15	15	15	15	20	20	20	20	20		
Art. N.	36239	36240	36248	36254	-	-	36260	36264	-		
 d	15	15	15	20	-	-	20	20	-		


SUPPORTI FISSI - FIXED CASTORS - BOCKROLLEN - ROULETTES FIXES - CONJUNTOS FIJOS

Art. N.	36106	36107	36115	36121	36323•	36324	36327	36331	36335		
 d	15	15	15	15	20	20	20	20	20		
Art. N.	36139	36140	36148	36154	-	-	36360	-	-		
 d	15	15	15	20	-	-	20	-	-		


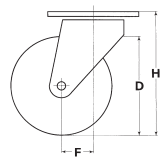



DATI TECNICI - TECHNICAL DATA - TECHNISCHE DATEN - DONNÉES TECHNIQUES - DATOS TECNICOS

 H	137	137	163	194	207	237	249	304	360	
 AxB	105x85	135x110	135x110	135x110	135x110	135x110	135x110	135x110	135x110	
 axb	80x60	105x80	105x80	105x80	105x80	105x80	105x80	105x80	105x80	
 g	8	10	10	10	12	12	12	12	12	
 F	42	42	42	50	64	66	65	71	81	
 U	50	50	50	50	60	60	60	60	60	
 FR	FR	FR	FR	FR	FR/FV	FR/FV	FR/FV	FR/FV	FR	
 PP	-	-	PP	PP	PP	PP	PP	PP	-	
 Kg.	250	250	300	400	500	500	600	700	750	


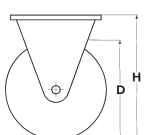





 D	100	100	125	125	150	160	175	200	250	
 E	40	40	40	40	40	50	40	50	50	


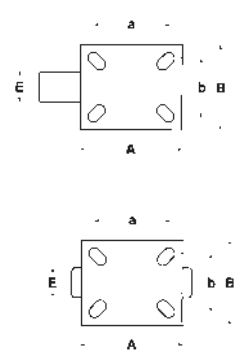









SUPPORTI GIREVOLI - SWIVEL CASTORS - LENKROLLEN - ROULETTES PIVOTANTES - CONJUNTOS GIRATORIOS


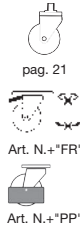
Art. N.	36006	36007	36014	36015	36021	36023•	36024	36027	36081		
 d	15	15	15	15	15	20	20	20	20		
Art. N.	36039	36040	36047	36048	36054	-	-	36060	-		
 d	15	15	15	15	20	-	-	20	-		

SUPPORTI FISSI - FIXED CASTORS - BOCKROLLEN - ROULETTES FIXES - CONJUNTOS FIJOS

Art. N.	36106	36107	36114	36115	36121	36323•	36324	36327	36331		
 d	15	15	15	15	15	20	20	20	20		
Art. N.	36139	36140	36147	36148	36154	-	-	36360	-		
 d	15	15	15	15	20	-	-	20	-		

DATI TECNICI - TECHNICAL DATA - TECHNISCHE DATEN - DONNÉES TECHNIQUES - DATOS TECNICOS

 H	137	137	163	163	194	207	237	249	304	
 AxB	105x85	135x110	105x85	135x110	135x110	135x110	135x110	135x110	135x110	
 axb	80x60	105x80	80x60	105x80	105x80	105x80	105x80	105x80	105x80	
 g	8	10	8	10	10	12	12	12	12	
 F	41	41	41	41	48	62	65	65	69	
 U	50	50	50	50	50	60	60	60	60	
 	FR	FR	FR	FR	FR	FR/FV	FR/FV	FR/FV	FR/FV	
 PP	-	-	PP	PP	PP	PP	PP	PP	PP	
 Kg.	250	250	300	300	300	450	450	450	450	



	D	100	100	125	125	125	125	150	150	160	175	200	
	E	30	40	30	30	30	40	40	40	50	40	50	

SUPPORTI GIREVOLI - SWIVEL CASTORS - LENKROLLEN - ROULETTES PIVOTANTES - CONJUNTOS GIRATORIOS

Art. N.	36403	36406	36410	36412	36413	36415	36420	36421	36423•	36424	36427		
d	15	15	15	15	15	15	15	15	20	20	20		
Art. N.	36436	36439	-	-	-	36448	36453	36454	-	-	36460		
d	15	15	-	-	-	15	20	20	-	-	20		

SUPPORTI FISSI - FIXED CASTORS - BOCKROLLEN - ROULETTES FIXES - CONJUNTOS FIJOS

Art. N.	36503	36506	36510	36512	36513	36515	36520	36521	36523•	36524	36527		
d	15	15	15	15	15	15	15	15	20	20	20		
Art. N.	36536	36539	-	-	-	36548	36553	36554	-	-	36560		
d	15	15	-	-	-	20	20	-	-	-	20		

SUPPORTI GIREVOLI A FORO - SWIVEL BOLT HOLE CASTORS - RÜCKENLOCH LENKROLLEN
ROULETTES PIVOTANTES A Oeil - CONJUNTOS GIRATORIOS CON TALADRO PASADOR


Art. N.	36603FB	36606FD	36610FB	-	36613FD	36615FD	-	36621FD	36623FE•	36624FE	36627FE		
Art. N.	-	-	-	-	-	-	-	-	36623FG•	36624FG	36627FG		
d	15	15	15	-	15	15	-	20	20	20	20		
Art. N.	36636FB	36639FD	-	-	-	36648FD	-	36654FD	-	-	36660FE		
Art. N.	-	-	-	-	-	-	-	-	-	-	36660FG		
d	15	15	-	-	-	15	-	20	-	-	20		

DATI TECNICI - TECHNICAL DATA - TECHNISCHE DATEN - DONNÉES TECHNIQUES - DATOS TECNICOS

	H	128	129	154	160	160	160	181	181	196	216	240	
	AxB	102x83	102x83	102x83	102x83	135x110	135x110	102x83	135x110	135x110	135x110	135x110	
	axb	80x60	80x60	80x60	80x60	105x80	105x80	80x60	105x80	105x80	105x80	105x80	
	g	8	8	8	8	10	10	8	10	10	10	10	
	g	FB=10-12		FD=12-14				FE=12-14/FG=16-18					
	F	37	46	40	49	49	49	51	51	56	57	59	
	U	40	50	40	50	50	50	50	50	60	60	60	
	FR	FR	FR	FR	FR	FR	FR	FR	FR	FR	FR	FR	
	PP	-	-	-	PP	PP	PP	PP	PP	PP	PP	PP	
	Kg.	120	200	120	200	200	200	200	200	300	300	300	

POLIAMMIDE 6 + POLIURETANO COLATO

- Rivestimento in poliuretano colato, durezza 95±3 Shore A.
- Nucleo in poliammide 6 di prima scelta.
- Elevata portata, scorrevolezza, silenziosità; massima resistenza agli urti, all'abrasione e alle sostanze corrosive; facilità di pulizia.
- Temperatura di impiego: -30°C / +80°C.
- Mozzo con: cuscinetti a sfere di precisione, schermati; cuscinetto a rullini standard o inox; foro passante.



POLYAMIDE 6 + CAST POLYURETHANE

- Cast polyurethane coating, hardness 95±3 Shore A.
- Core in high quality polyamide 6.
- High load capacity; smooth and noiseless running; high resistance to shocks, abrasion and corrosion; easy to clean.
- Temperature range: -30°C / +80°C (-22°F / +176°F).
- Hub with: shielded precision ball bearings; standard or stainless steel roller bearing; plain bore.

POLYAMID 6 + POLYURETHAN (GEGOSSEN)

- Beschichtung aus Guss-Polyurethan, Härte 95±3 Shore A.
- Radkern aus Polyamid 6 - 1. Wahl.
- Hohe Tragkraft; niedriger Rollwiderstand; geräuschloser Lauf; hohe Stossfestigkeit; abrieb- und korrosionsfest; leichte Reinigung
- Arbeitstemperatur: -30°C / +80°C.
- Lagerung: abgeschirmte Präzisions-Rillenkugellager; standard oder rostfreies Rollenlager; Gleitlager.

POLYAMIDE 6 + POLYURETHANE COULÉ

- Bandage en polyuréthane coulé, dureté 95±3 Shore A.
- Corps en polyamide 6 premier choix.
- Pour charges élevées; silencieuse; faible résistance au roulement; très élevée résistance aux chocs, à l'usure et à la corrosion; facilité de nettoyage.
- Température d'emploi: -30°C / +80°C (-22°F / +176°F).
- Moyeu avec: roulements à billes de précision protégés; roulement à rouleaux inox ou standard; alésage lisse.

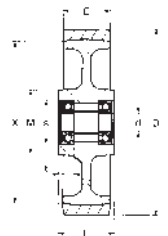
POLIAMIDA 6 + POLIURETANO COLADO

- Revestimiento en poliuretano colado, dureza 95±3 Shore A.
- Núcleo en poliamida 6 de primera calidad.
- Para cargas elevadas, facilidad de rodadura, muy silenciosa; máxima resistencia a los golpes, a la abrasión y a las sustancias corrosivas; se limpia fácilmente.
- Temperatura de empleo: -30°C / +80°C (-22°F / +176°F).
- Cubo con: cojinetes a bolas de precisión, protegidos; cojinete a rodillos standard o inox; agujero liso.

D	80	100	100	125	125	150	175	200	200	225	225	275
E	24	30	40	30	40	40	40	50	50	50	50	60

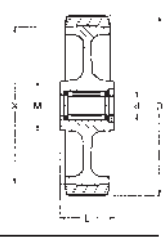
CUSCINETTI A SFERE DI PRECISIONE - PRECISION BALL BEARINGS - PRÄZISIONS-RILLENKUGELLAGER ROUEMENTS À BILLES DE PRÉCISION - COJINETES A BOLAS DE PRECISION

Art. N.	-	4501cc	4571cc	4502cc	4572cc	4574cc	4504cc	4507cc	4505cc	4509cc	4506cc	4508cc
X	-	80	80	100	100	125	150	175	175	200	200	250
d	-	15	15	15	15	15	20	20	25	20	25	25
s	-	35	35	35	35	35	47	47	52	47	52	52
t	-	12,2	12,2	12,2	12,2	12,2	17	17	17	17	17	17
V	-	38	38	38	38	48	44	54	56	54	56	56
L	-	40	40	40	40	50	50	60	60	60	60	60
M	-	47	47	48	48	50	63	69	69	63	71	82
Kg.	-	200	250	250	300	400	500	600	600	700	700	1000



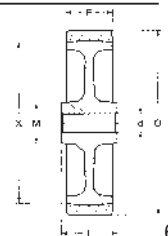
CUSCINETTO A RULLINI STANDARD O INOX - STANDARD OR STAINLESS STEEL ROLLER BEARING - STANDARD ODER ROSTFREIES ROLLENLAGER - ROUEMENT À ROULEAUX STANDARD OU INOX - COJINETE A RODILLOS STANDARD O INOX

Art. N.	-	4511	4561	4512	4562	4513	4514	4517	4515	4519	4516	4518	STANDARD INOX
Art. N.	-	4511/x	4561/x	4512/x	4562/x	4513/x	4514/x	4517/x	4515/x	4519/x	4516/x	4518/x	
d	-	15	15	15	15	20	20	20	25	20	25	25	
L	-	40	40	40	40	50	50	60	60	60	60	74	
M	-	37	47	38	48	43	49	55	55	57	57	68	
Kg.	-	200	250	250	300	400	500	600	600	700	700	1000	




FORO PASSANTE - PLAIN BORE - GLEITLAGER - ALÉSAGE LISSE - AGUJERO LISO

Art. N.	4520	4521	4591	4522	4592	4523	4524	4527	4525	4529	4526	4528
d	10	15	15	15	15	20	20	20	25	20	25	25
L	28	40	40	40	40	50	50	60	60	60	60	74
M	22	28	29	29	29	36	37	44	44	46	46	55
Kg.	120	200	250	250	300	400	500	600	600	700	700	1000




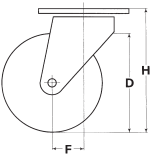



ADINYL + INOX40

INOX PESANTI - HEAVY STAINLESS - SCHWERLAST ROSTFREI - INOX LOURDES - INOX PESADOS


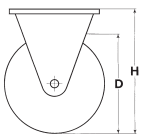





 D	100	100	125	125	150	175	200	225	
 E	40	40	40	40	40	40	50	50	


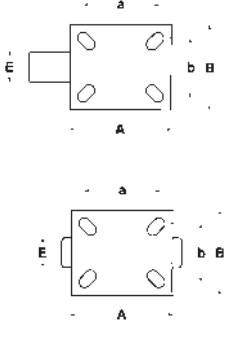








SUPPORTI GIREVOLI - SWIVEL CASTORS - LENKROLLEN - ROULETTES PIVOTANTES - CONJUNTOS GIRATORIOS

Art. N.	20628	20629	20633	20634	20641	20644	20646	20648	 
 d	15	15	15	15	20	20	20	25	
Art. N.	20653	20654	20658	20659	20666	20669	20671	20673	
 d	15	15	15	15	20	20	20	25	

SUPPORTI FISSI - FIXED CASTORS - BOCKROLLEN - ROULETTES FIXES - CONJUNTOS FIJOS

Art. N.	20703	20704	20708	20709	20716	20719	20721	20723	 
 d	15	15	15	15	20	20	20	25	
Art. N.	20728	20729	20733	20734	20741	20744	20746	20748	
 d	15	15	15	15	20	20	20	25	

DATI TECNICI - TECHNICAL DATA - TECHNISCHE DATEN - DONNÉES TECHNIQUES - DATOS TECNICOS

 H	137	137	162	162	192	236	248	291	
 AxB	105x85	135x110	105x85	135x110	135x110	135x110	135x110	135x110	
 axb	80x60	105x80	80x60	105x80	105x80	105x80	105x80	105x80	
 g	8	10	8	10	10	12	12	12	
 F	42	42	42	42	49	60	60	69	
 U	50	50	50	50	50	60	60	60	
 	FR	FR	FR	FR	FR	FR	FR	FR	
 Kg.	250	250	300	300	370	500	600	550	

LAG**ADINYL + INOX20**

INOX - STAINLESS - ROSTFREI - INOX - INOX



pag. 17

Art. N.+*FR*



	D	80	100	100	125	125	125	150	150	175	200	
	E	24	30	40	30	30	30	40	40	40	50	

SUPPORTI GIREVOLI - SWIVEL CASTORS - LENKROLLEN - ROULETTES PIVOTANTES - CONJUNTOS GIRATORIOS

Art. N.	-	19105	19104	19106	19107	19108	19110	19111	19114	19117		
	d	-	15	15	15	15	20	20	20	20		
Art. N.	19127	19130	19129	19131	19132	19133	19135	19136	19139	19142		
	d	10	15	15	15	15	20	20	20	20		

SUPPORTI FISSI - FIXED CASTORS - BOCKROLLEN - ROULETTES FIXES - CONJUNTOS FIJOS

Art. N.	-	19155	19154	19156	19157	19158	19160	19161	19164	19167		
	d	-	15	15	15	15	20	20	20	20		
Art. N.	19177	19180	19179	19181	19182	19183	19185	19186	19189	19192		
	d	10	15	15	15	15	20	20	20	20		

SUPPORTI GIREVOLI A FORO - SWIVEL BOLT HOLE CASTORS - RÜCKENLOCH LENKROLLEN
ROULETTES PIVOTANTES A Oeil - CONJUNTOS GIRATORIOS CON TALADRO PASADOR

Art. N.	-	19205HB	19204HD	19206HB	-	19208HD	-	19211HD	19214HE	19217HE		
Art. N.	-	-	-	-	-	-	-	-	19214HF	19217HF		
	d	-	15	15	15	-	15	-	20	20		
Art. N.	19227HB	19230HB	19229HD	19231HB	-	19233HD	-	19236HD	19239HE	19242HE		
Art. N.	-	-	-	-	-	-	-	-	19239HF	19242HF		
	d	10	15	15	15	-	15	-	20	20		

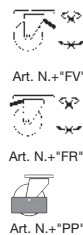

DATI TECNICI - TECHNICAL DATA - TECHNISCHE DATEN - DONNÉES TECHNIQUES - DATOS TECNICOS

	H	106	128	129	154	160	160	181	181	216	240		
	AxB	102x83	102x83	102x83	102x83	102x83	135x110	102x83	135x110	135x110	135x110		
	axb	80x60	80x60	80x60	80x60	80x60	105x80	80x60	105x80	105x80	105x80		
	g	8	8	8	8	8	10	8	10	10	10		
	g		HB=10-12				HD=12-14				HE=12-14 / HF=16-18		
	F	33	37	46	40	49	49	51	51	57	59		
	U	40	40	50	40	50	50	50	50	60	60		
	FR	FR	FR	FR	FR	FR	FR	FR	FR	FR	FR		
	Kg.	120	150	250	150	250	250	250	250	370	370		

Attacco a perno filettato a richiesta - Threaded stem on request - Gewindestift auf Anfrage - Tige filetée sur demande - Espiga roscada sobre demanda.

ADINYL + P60

PESANTI - HEAVY - SCHWERLAST - LOURDES - PESADOS



	D	100	100	100	125	125	150	175	200	225	
	E	30	40	40	30	40	40	40	50	50	

SUPPORTI GIREVOLI - SWIVEL CASTORS - LENKROLLEN - ROULETTES PIVOTANTES - CONJUNTOS GIRATORIOS

Art. N.	19853	19854	19855	19859	19861	19866	19869	19871	19873		
d	15	15	15	15	15	15	20	20	20		
Art. N.	18878	19879	19880	19884	19886	19891	19894	19896	19898		
d	15	15	15	15	15	20	20	20	20		
Art. N.	19903	19904	19905	19909	19911	19916	19919	19921	19923		
d	15	15	15	15	15	20	20	20	20		

SUPPORTI FISSI - FIXED CASTORS - BOCKROLLEN - ROULETTES FIXES - CONJUNTOS FIJOS

Art. N.	19678	19680	19681	19684	19686	19691	19944	19946	19948		
d	15	15	15	15	15	15	20	20	20		
Art. N.	19703	19705	19706	19709	19711	19716	19969	19971	19973		
d	15	15	15	15	15	20	20	20	20		
Art. N.	19728	19730	19731	19734	19736	19741	19994	19996	19998		
d	15	15	15	15	15	20	20	20	20		

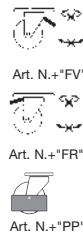

DATI TECNICI - TECHNICAL DATA - TECHNISCHE DATEN - DONNÉES TECHNIQUES - DATOS TECNICOS



Icon	H	137	137	137	163	163	194	237	249	292	
	AxB	105x85	105x85	135x110	135x110	135x110	135x110	135x110	135x110	135x110	
	axb	80x60	80x60	105x80	105x80	105x80	105x80	105x80	105x80	105x80	
	g	8	8	10	10	10	10	12	12	12	
	F	42	42	42	42	42	50	66	66	71	
	U	50	50	50	50	50	50	60	60	60	
	FR	FR	FR	FR	FR	FR	FR	FR/FV	FR/FV	FR/FV	
	PP	-	-	-	PP	PP	PP	PP	PP	PP	
	Kg.	200	250	250	200	300	400	500	600	700	

LAG


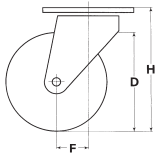







ADINYL + M40

MEDIO PESANTI - MEDIUM HEAVY - MITTEL SCHWERLAST - MI-LOURDES - MEDIO PESADOS


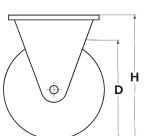









 D	100	100	100	125	125	125	150	175	200	
 E	30	40	40	30	40	40	40	40	50	


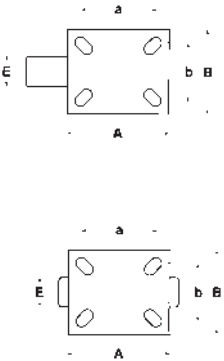








SUPPORTI GIREVOLI - SWIVEL CASTORS - LENKROLLEN - ROULETTES PIVOTANTES - CONJUNTOS GIRATORIOS

Art. N.	19603	19605	19606	19609	19610	19611	19616	19619	19621		
 d	15	15	15	15	15	15	15	20	20		
 d	15	15	15	15	15	15	20	20	20		
Art. N.	19653	19655	19656	19659	19660	19661	19666	19669	19671		
 d	15	15	15	15	15	15	20	20	20		

SUPPORTI FISSI - FIXED CASTORS - BOCKROLLEN - ROULETTES FIXES - CONJUNTOS FIJOS

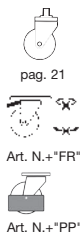

Art. N.	19678	19680	19681	19684	19685	19686	19691	19944	19946		
 d	15	15	15	15	15	15	15	20	20		
 d	15	15	15	15	15	15	20	20	20		
Art. N.	19728	19730	19731	19734	19735	19736	19741	19994	19996		
 d	15	15	15	15	15	15	20	20	20		

DATI TECNICI - TECHNICAL DATA - TECHNISCHE DATEN - DONNÉES TECHNIQUES - DATOS TECNICOS

 H	137	137	137	163	163	163	194	237	249	
 AxB	105x85	105x85	135x110	135x110	105x85	135x110	135x110	135x110	135x110	
 axb	80x60	80x60	105x80	105x80	80x60	105x80	105x80	105x80	105x80	
 g	8	8	10	8	8	10	10	12	12	
 F	41	41	41	41	41	41	48	65	65	
 U	50	50	50	50	50	50	50	60	60	
 FR	FR	FR	FR	FR	FR	FR	FR	FR/FV	FR/FV	
 PP	-	-	-	PP	PP	PP	PP	PP	PP	
 Kg.	200	250	250	250	300	300	300	450	450	

ADINYL + M22

MEDI - MEDIUM - MITTELAST - MOYENNES - MEDIOS



pag. 21

Art. N.+*FR*

Art. N.+*PP*



	D	80	100	100	125	125	150	150	175	200	
	E	24	30	30	30	30	40	40	40	50	

SUPPORTI GIREVOLI - SWIVEL CASTORS - LENKROLLEN - ROULETTES PIVOTANTES - CONJUNTOS GIRATORIOS

Art. N.	-	20005	20004	20007	20008	20010	20011	20014	20017		
d	-	15	15	15	15	15	15	20	20		
Art. N.	-	20030	20029	20032	20033	20035	20036	20039	20042		
d	-	15	15	15	15	20	20	20	20		
Art. N.	20052	20055	20054	20057	20058	20060	20061	20064	20067		
d	10	15	15	15	15	20	20	20	20		

SUPPORTI FISSI - FIXED CASTORS - BOCKROLLEN - ROULETTES FIXES - CONJUNTOS FIJOS

Art. N.	-	20105	20104	20107	20108	20110	20111	20114	20117		
d	-	15	15	15	15	15	15	20	20		
Art. N.	-	20130	20129	20132	20133	20135	20136	20139	20142		
d	-	15	15	15	15	20	20	20	20		
Art. N.	20152	20155	20154	20157	20158	20160	20161	20164	20167		
d	10	15	15	15	15	20	20	20	20		

SUPPORTI GIREVOLI A FORO - SWIVEL BOLT HOLE CASTORS - RÜCKENLOCH LENKROLLEN
ROULETTES PIVOTANTES A Oeil - CONJUNTOS GIRATORIOS CON TALADRO PASADOR


Art. N.	-	20205FB	20204FD	-	20208FD	-	20211FD	20214FE	20217FE		
Art. N.	-	-	-	-	-	-	-	20214FG	20217FG		
d	-	15	15	-	15	-	15	20	20		
Art. N.	-	20230FB	20229FD	-	20233FD	-	20236FD	20239FE	20242FE		
Art. N.	-	-	-	-	-	-	-	20239FG	20242FG		
d	-	15	15	-	15	-	20	20	20		
Art. N.	20252FB	20255FB	20254FD	-	20258FD	-	20261FD	20264FE	20267FE		
Art. N.	-	-	-	-	-	-	-	20264FG	20267FG		
d	10	15	15	-	15	-	20	20	20		

DATI TECNICI - TECHNICAL DATA - TECHNISCHE DATEN - DONNÉES TECHNIQUES - DATOS TECNICOS

	H	106	128	129	160	160	181	181	216	240	
	AxB	102x83	102x83	102x83	102x83	135x110	102x83	135x110	135x110	135x110	
	axb	80x60	80x60	80x60	80x60	105x80	80x60	105x80	105x80	105x80	
	g	8	8	8	8	10	8	10	10	10	
	g	FB=10-12			FD=12-14			FE=12-14 / FG=16-18			
	F	33	37	46	49	49	51	51	57	59	
	U	40	40	50	50	50	50	50	60	60	
	FR	FR	FR	FR	FR	FR	FR	FR	FR	FR	
	PP	-	-	-	PP	PP	PP	PP	PP	PP	
	Kg.	120	120	200	200	200	200	200	300	300	

ALLUMINIO + POLIURETANO COLATO

- Rivestimento in poliuretano colato, durezza 95±3 Shore A.
- Nucleo in lega di alluminio pressofuso.
- Elevata portata, ottima scorrevolezza e silenziosità; elevata resistenza all'abrasione, alla lacerazione, agli oli e ai grassi.
- Temperatura di impiego: -30°C / +80°C.
- Mozzo con: cuscinetti a sfere di precisione, schermati; cuscinetto a rullini standard.



ALUMINIUM + CAST POLYURETHANE

- Cast polyurethane coating, hardness 95±3 Shore A.
- Core in die-cast aluminium alloy.
- High load capacity; excellent smooth and noiseless running; high resistance to wear and tear, oils and greases.
- Temperature range: -30°C / +80°C (-22°F / +176°F).
- Hub with: shielded precision ball bearings; standard roller bearing.

ALUMINIUM + POLYURETHANE COULÉ

- Bandage en polyuréthane coulé, dureté 95±3 Shore A.
- Corps en alliage d'aluminium moulé sous pression.
- Charges élevées; très silencieuse; très faible résistance au roulement; très élevée résistance à l'usure, aux déchirures, aux huiles et aux graisses.
- Température d'emploi: -30°C / +80°C (-22°F / +176°F).
- Moyeu avec: roulements à billes de précision protégés; roulement à rouleaux standard.

ALUMINIUM + POLYURETHAN (GEGOSSEN)

- Beschichtung aus gegossenem Polyurethan, Härte 95±3 Shore A.
- Radkern aus Spritzguss-Aluminium-Legierung.
- Hohe Tragkraft; minimaler Rollwiderstand; geräuschloser Lauf; hohe Abrieb- und Reißfestigkeit; gegen Fette und Öle, beständig.
- Arbeitstemperatur: -30°C / +80°C.
- Lagerung: abgeschirmte Präzisions-Rillenkugellager; standard Rollenlager.

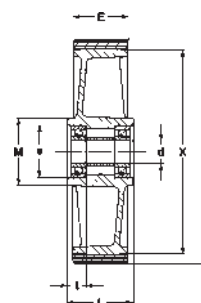
ALUMINIO + POLIURETANO COLADO

- Revestimiento en poliuretano colado, dureza 95±3 Shore A.
- Núcleo en fundición de aluminio vaciadizo a presión.
- Para cargas elevadas, muy silenciosa, optima facilidad de rodadura; elevada resistencia a la abrasión, al desgarramiento, a los aceites y grasa.
- Temperatura de empleo: -30°C / +80°C (-22°F / +176°F).
- Cubo con: cojinetes a bolas de precisión, protegidos; cojinete a rodillos standard.

	D	80	80	100	100	125	125	150	160	175	180	200	200	225	250
	E	20	40	30	40	30	50	40	50	40	50	50	50	60	60

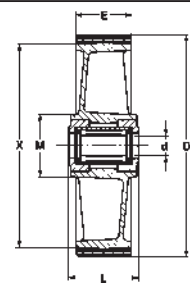
CUSCINETTI A SFERE DI PRECISIONE - PRECISION BALL BEARINGS - PRÄZISIONS-RILLENKUGELLAGER ROULEMENTS À BILLES DE PRÉCISION - COJINETES A BOLAS DE PRECISION

Art. N.	8001cc	8003cc	8005cc	8006cc	8009cc	8011cc	8017cc	8020cc	8026cc	8027cc	8032cc	8034cc	8040cc	8042cc	
	X	68	66	87	86	110	100	134	140	157	140	184	184	190	228
	d	12	15	15	15	15	20	20	20	20	20	25	25	25	
	s	32	35	35	35	35	47	47	47	47	47	52	47	52	
	t	15	12,2	12,2	12,2	12,2	17	17	17	17	17	17	17	17	
	V	-	38	38	38	38	54	44	54	54	54	56	60	56	
	L	20	40	40	40	40	60	50	60	60	60	60	70	60	
	M	38	43	42	43	42	55	55	55	55	56	60	58	62	
	Kg.	150	250	200	280	250	350	400	600	550	700	800	800	1000	1100




CUSCINETTO A RULLINI - ROLLER BEARING - ROLLENLAGER - ROULEMENT À ROULEAUX - COJINETE A RODILLOS

Art. N.	-	8303	8305	8306	8309	8311	8317	8320	8326	8327	8330	8331	8340	-	
	X	-	66	87	86	110	100	134	140	157	140	184	184	190	-
	d	-	15	15	15	15	20	20	20	20	20	25	25	-	
	L	-	40	40	40	40	60	50	60	60	60	60	70	-	
	M	-	43	42	43	42	55	55	55	55	56	56	58	-	
	Kg.	-	250	200	280	250	350	400	600	550	700	800	800	1000	-



TAU + P60

PESANTI - HEAVY - SCHWERLAST - LOURDES - PESADOS



Art. N.+°FV°





Art. N.+°FR°


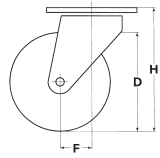





Art. N.+°PP°


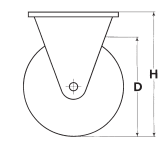





 D	100	100	125	125	150	160	175	200	250	
 E	40	40	30	50	40	50	40	50	60	


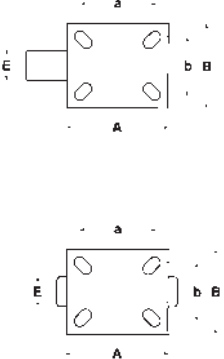








SUPPORTI GIREVOLI - SWIVEL CASTORS - LENKROLLEN - ROULETTES PIVOTANTES - CONJUNTOS GIRATORIOS

Art. N.	25855	25856	25859	25862	25866	25868	25869	25871	25873		
 d	15	15	15	20	20	20	20	20	25		
Art. N.	25880	25881	25884	25887	25891	25893	25894	25896	-		
 d	15	15	15	20	20	20	20	20	-		

SUPPORTI FISSI - FIXED CASTORS - BOCKROLLEN - ROULETTES FIXES - CONJUNTOS FIJOS

Art. N.	25680	25681	25684	25937	25690	25943	25944	25946	25948		
 d	15	15	15	20	20	20	20	20	25		
Art. N.	25705	25706	25709	25962	25715	25968	25969	25971	-		
 d	15	15	15	20	20	20	20	20	-		

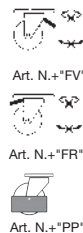

DATI TECNICI - TECHNICAL DATA - TECHNISCHE DATEN - DONNÉES TECHNIQUES - DATOS TECNICOS

 H	137	137	163	173	194	207	237	249	304	
 AxB	105x85	135x110	135x110	135x110	135x110	135x110	135x110	135x110	135x110	
 axb	80x60	105x80	105x80	105x80	105x80	105x80	105x80	105x80	105x80	
 g	8	10	10	12	10	12	12	12	12	
 F	42	42	42	53	50	64	66	66	71	
 U	50	50	50	60	50	60	60	60	60	
 FR	FR	FR	FR	FR/FV	FR	FR/FV	FR/FV	FR/FV	FR/FV	
 PP	-	-	PP	PP	PP	PP	PP	PP	PP	
 Kg.	280	280	250	350	400	600	550	800	800	

LAG

TAU + M40

MEDIO PESANTI - MEDIUM HEAVY - MITTEL SCHWERLAST - MI-LOURDES - MEDIO PESADOS



	D	80	100	100	100	125	125	125	150	150	160	175	200	
	E	40	30	40	40	30	30	50	40	40	50	40	50	

SUPPORTI GIREVOLI - SWIVEL CASTORS - LENKROLLEN - ROULETTES PIVOTANTES - CONJUNTOS GIRATORIOS

Art. N.	25600	25603	25605	25606	25608	25609	25612	25615	25616	25618	25619	25621		
d	15	15	15	15	15	15	20	20	20	20	20	20		
Art. N.	25625	25628	25630	25631	25633	25634	25637	25640	25641	25643	25644	25646		
d	15	15	15	15	15	15	20	20	20	20	20	20		

SUPPORTI FISSI - FIXED CASTORS - BOCKROLLEN - ROULETTES FIXES - CONJUNTOS FIJOS

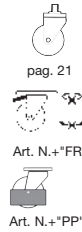
Art. N.	25675	25678	25680	25681	25683	25684	25937	25690	25692	25943	25944	25946		
d	15	15	15	15	15	15	20	20	20	20	20	20		
Art. N.	25700	25703	25705	25706	25708	25709	25962	25715	25717	25968	25969	25971		
d	15	15	15	15	15	15	20	20	20	20	20	20		

DATI TECNICI - TECHNICAL DATA - TECHNISCHE DATEN - DONNÉES TECHNIQUES - DATOS TECNICOS

	H	127	137	137	137	163	163	173	194	202	207	237	249	
	AxB	105x85	105x85	105x85	135x110	105x85	135x110	135x110	135x110	135x110	135x110	135x110	135x110	
	axb	80x60	80x60	80x60	105x80	80x60	105x80	105x80	105x80	105x80	105x80	105x80	105x80	
	g	8	8	8	10	8	10	12	10	12	12	12	12	
	F	41	41	41	41	41	41	52	48	62	62	65	65	
	U	50	50	50	50	50	50	60	50	60	60	60	60	
		-	FR	FR	FR	FR	FR	FR/FV	FR	FR/FV	FR/FV	FR/FV	FR/FV	
	PP	-	-	-	-	PP	PP	PP	PP	PP	PP	PP	PP	
	Kg.	250	200	280	280	250	250	350	300	400	450	450	450	

TAU + M22

MEDI - MEDIUM - MITTELLAST - MOYENNES - MEDIOS



	D	80	100	100	125	125	125	150	150	150	160	175	200	
	E	20	30	40	30	30	30	40	40	40	50	40	50	

SUPPORTI GIREVOLI - SWIVEL CASTORS - LENKROLLEN - ROULETTES PIVOTANTES - CONJUNTOS GIRATORIOS

Art. N.	26002■	26005	26006	26007	26008	26009	26015	26016	26017	26021	26025	26031		
	d	12	15	15	15	15	20	20	20	20	20	20		
Art. N.	-	26055	26056	26057	26058	26059	26065	26066	26067	26071	26075	26081		
	d	-	15	15	15	15	20	20	20	20	20	20		

SUPPORTI FISSI - FIXED CASTORS - BOCKROLLEN - ROULETTES FIXES - CONJUNTOS FIJOS

Art. N.	26102■	26105	26106	26107	26108	26109	26115	26116	26117	26121	26125	26131		
	d	12	15	15	15	15	20	20	20	20	20	20		
Art. N.	-	26155	26156	26157	26158	26159	26165	26166	26167	26171	26175	26181		
	d	-	15	15	15	15	20	20	20	20	20	20		

SUPPORTI GIREVOLI A FORO - SWIVEL BOLT HOLE CASTORS - RÜCKENLOCH LENKROLLEN
ROULETTES PIVOTANTES A Oeil - CONJUNTOS GIRATORIOS CON TALADRO PASADOR


Art. N.	26202FB■	26205FB	26206FD	26207FB	-	26209FD	-	26216FD	26217FE	26221FE	26225FE	26231FE		
Art. N.	-	-	-	-	-	-	-	-	26217FG	26221FG	26225FG	26231FG		
	d	12	15	15	15	-	15	-	20	20	20	20		
Art. N.	-	26255FB	26256FD	26257FB	-	26259FD	-	26266FD	26267FE	26271FE	26275FE	26281FE		
Art. N.	-	-	-	-	-	-	-	-	26267FG	26271FG	26275FG	26281FG		
	d	-	15	15	15	-	15	-	20	20	20	20		

DATI TECNICI - TECHNICAL DATA - TECHNISCHE DATEN - DONNÉES TECHNIQUES - DATOS TECNICOS

	H	106	128	129	154	160	160	181	181	191	196	216	240	
	AxB	102x83	102x83	102x83	102x83	102x83	135x110	102x83	135x110	135x110	135x110	135x110	135x110	
	axb	80x60	80x60	80x60	80x60	80x60	105x80	80x60	105x80	105x80	105x80	105x80	105x80	
	g	8	8	8	8	8	10	8	10	10	10	10	10	
	g		FB=10-12			FD=12-14			FE=12-14 / FG=16-18					
	F	33	37	46	40	49	49	51	51	56	56	57	59	
	U	40	40	50	40	50	50	50	50	60	60	60	60	
	FR	FR	FR	FR	FR	FR	FR	FR	FR	-	FR	FR	FR	
	PP	-	-	-	-	PP	PP	PP	PP	PP	PP	PP	PP	
	Kg.	120	120	200	120	200	200	200	200	300	300	300	300	

GHISA + POLIURETANO COLATO SOFFICE

- Rivestimento in poliuretano colato soffice, durezza 87±3 Shore A
- Nucleo in ghisa, verniciato.
- Elevate portate, scorrevolezza, silenziosità, massima resistenza agli urti; elevata resistenza all'abrasione, alle sostanze corrosive, alla lacerazione, agli oli e ai grassi.
- Temperatura di impiego: -30°C / +80°C.
- Mozzo con cuscinetti a sfere di precisione, schermati.



CAST IRON + SOFT CAST POLYURETHANE

- Cast soft polyurethane coating, hardness 87±3 Shore A.
- Core in cast iron painted
- High load capacity, smooth and noiseless running; high resistance to abrasion, wear and tear, oils and greases; shocks absorbing.
- Temperature range: -30°C / +80°C (-22°F / +176°F).
- Hub with: shielded precision ball bearings.

FONTE + POLYURETHANE SOUPLE COULÉ

- Bandage en polyuréthane souple coulé, dureté 87±3 Shore A.
- Corps en fonte, peinte.
- Pour charges élevées; très silencieuse; faible résistance au roulement; très élevée résistance à l'usure, aux déchirures, aux huiles et aux graisses; amortissant les chocs.
- Température d'emploi: -30°C / +80°C (-22°F / +176°F).
- Moyeu avec: roulements à billes de précision protégés.

GUSSEISEN + WEICHEM POLYURETHAN (GEGOSSEN)

- Beschichtung aus weichem Guss-Polyurethan, Härte 87±3 Shore A.
- Radkern aus lackiertem Gusseisen
- Hohe Tragkraft, geräuscharmer Lauf, hohe Stoßfestigkeit, abrieb- und Reißfestigkeit; gegen Fette und Öle beständig, stossaufnehmend.
- Arbeitstemperatur: -30°C / +80°C.
- Lagerung: abgeschirmte Präzisions-Rillenkugellager.

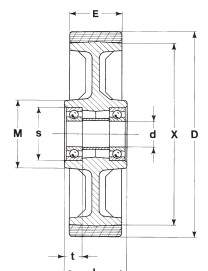
HIERRO FUNDIDO + POLIURETANO COLADO BLANDO

- Revestimiento en Poliuretano colado blando, dureza 87±3 Shore A.
- Núcleo en hierro fundido, pintado.
- Resistencia elevada a las cargas y a los golpes; muy silenciosa; elevada resistencia a la abrasión, al desgarramiento, a los aceites y grasas; facilidad de rodadura.
- Temperatura de empleo: -30°C / +80°C (-22°F / +176°F).
- Buje con: cojinetes a bolas protegidos.


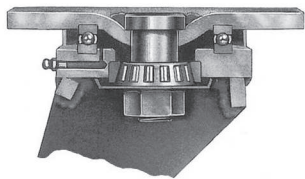
	D	100	125	125	150	200	200	250
	E	40	40	50	40	50	50	50


CUSCINETTI A SFERE DI PRECISIONE - PRECISION BALL BEARINGS - PRÄZISIONS-RILLENKUGELLAGER
ROUEMENTS À BILLES DE PRÉCISION - COJINETES A BOLAS DE PRECISION

Art. N.	37018cc	37010cc	37014cc	37016cc	37030cc	37031cc	37035cc
X	82	101	85	131	177	177	225
d	20	20	20	20	20	25	25
s	47	47	47	47	47	52	52
t	17	17	17	17	17	17	17
V	34	44	44	44	54	56	56
L	40	50	50	50	60	60	60
M	60	59	60	60	61	66	68
Kg	350	400	480	500	1000	1000	1200


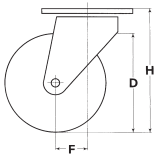



GEMELLATI - TWIN WHEELS - ZWILLINGSRÄDER - ROUES JUMELÉES - RUEDAS GEMELAS






 D	100	125	150	200	250	
 E	40+40	40+40	40+40	50+50	50+50	


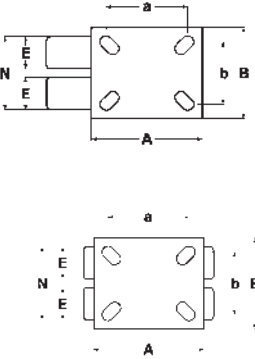







SUPPORTI GIREVOLI - SWIVEL CASTORS - LENKROLLEN - ROULETTES PIVOTANTES - CONJUNTOS GIRATORIOS

Art. N.	37605	37609❖	37613❖	37619❖	37622❖		
 d	20	20	20	25	25		

SUPPORTI FISSI - FIXED CASTORS - BOCKROLLEN - ROULETTES FIXES - CONJUNTOS FIJOS

Art. N.	37655	37659	37663	37669	37672		
 d	20	20	20	25	25		

DATI TECNICI - TECHNICAL DATA - TECHNISCHE DATEN - DONNÉES TECHNIQUES - DATOS TECNICOS


 H	147	197	210	270	323	
 AxB	135x110	200x160	200x160	255x205	255x205	
 axb	105x80	160x120	160x120	210x160	210x160	
 g	12	14	14	16	16	
 F	55	60	60	70	82	
 U	105	105	105	126	53	
 N	90	92	91	111	122	
 Kg	700	800	1000	1000	2400	

LAG

ZETA SOFT + E70

EXTRA PESANTI - EXTRA HEAVY - EXTRA SCHWERLAST - EXTRA LOURDES - EXTRA PESADOS

Serie
ZS





 D	100	125	150	200	250	
 E	40	40	40	50	50	


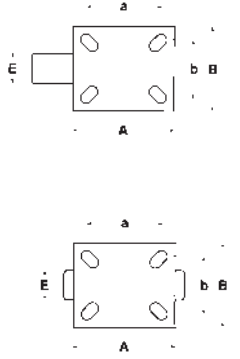








SUPPORTI GIREVOLI - SWIVEL CASTORS - LENKROLLEN - ROULETTES PIVOTANTES - CONJUNTOS GIRATORIOS


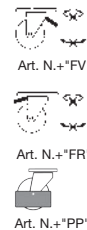

Art. N.	37505	37509	37513	37519	37522		
 d	20	20	20	20	25		

SUPPORTI FISSI - FIXED CASTORS - BOCKROLLEN - ROULETTES FIXES - CONJUNTOS FIJOS

Art. N.	37555	37559	37563	37569	37572		
 d	20	20	20	20	25		

DATI TECNICI - TECHNICAL DATA - TECHNISCHE DATEN - DONNÉES TECHNIQUES - DATOS TECNICOS

 H	160	172	195	251	307	
 AxB	135x110	135x110	135x110	135x110	200x160	
 axb	105x80	105x80	105x80	105x80	160x120	
 g	10	10	10	12	14	
 F	50	50	55	70	85	
 U	50	50	50	60	76	
 N	-	-	-	FV	-	
 PP	-	PP	PP	PP	-	
 Kg	700	400	500	1000	1200	



	D	100	100	125	150	200	250	
	E	40	40	40	40	50	50	

SUPPORTI GIREVOLI - SWIVEL CASTORS - LENKROLLEN - ROULETTES PIVOTANTES - CONJUNTOS GIRATORIOS

Art. N.	37404	37405	37409	37413	37419	37422		
	d	20	20	20	20	25		

SUPPORTI FISSI - FIXED CASTORS - BOCKROLLEN - ROULETTES FIXES - CONJUNTOS FIJOS

Art. N.	37354	37355	37359	37363	37469	37472		
	d	20	20	20	20	25		

DATI TECNICI - TECHNICAL DATA - TECHNISCHE DATEN - DONNÉES TECHNIQUES - DATOS TECNICOS

	H	137	137	163	194	249	304	
	AxB	105x85	135x110	135x110	135x110	135x110	135x110	
	axb	80x60	105x80	105x80	105x80	105x80	105x80	
	g	8	10	10	10	12	12	
	F	42	42	42	50	66	65	
	U	50	50	50	50	60	71	
	FR	FR	FR	FR	FR	FR/FV	FR/FV	
	PP	-	-	PP	PP	PP	PP	
	Kg	350	350	400	450	850	800	

LAG

ZETA SOFT + M40

Serie
ZS

MEDIO PESANTI - MEDIUM HEAVY - MITTEL SCHWERLAST - MI-LOURDES - MEDIO PESADOS



Art. N.+ "FV"



Art. N.+ "FR"



Art. N.+ "PP"



 D	100	100	125	125	150	200	250	
 E	40	40	40	40	40	50	50	


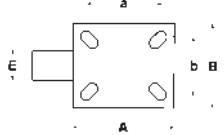


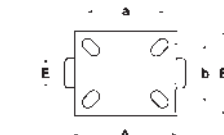







SUPPORTI GIREVOLI - SWIVEL CASTORS - LENKROLLEN - ROULETTES PIVOTANTES - CONJUNTOS GIRATORIOS





Art. N.	37304	37305	37308	37309	37313	37319	37322		
 d	20	20	20	20	20	20	25		

SUPPORTI FISSI - FIXED CASTORS - BOCKROLLEN - ROULETTES FIXES - CONJUNTOS FIJOS

Art. N.	37354	37355	37358	37359	37363	37469	37472		
 d	20	20	20	20	20	20	25		

DATI TECNICI - TECHNICAL DATA - TECHNISCHE DATEN - DONNÉES TECHNIQUES - DATOS TECNICOS

 H	137	137	163	163	194	249	304	
 AxB	105x85	135x110	105x85	135x110	135x110	135x110	135x110	
 axb	80x60	105x80	80x60	105x80	105x80	105x80	105x80	
 g	8	10	8	10	10	12	12	
 F	41	41	41	41	48	65	69	
 U	50	50	50	50	50	60	60	
 	FR	FR	FR	FR	FR	FR/FV	FR/FV	
 PP	-	-	PP	PP	PP	PP	PP	
 Kg	300	300	300	300	300	450	450	



	D	100	125	125	150	150	200	
	E	40	40	40	40	40	50	

SUPPORTI GIREVOLI - SWIVEL CASTORS - LENKROLLEN - ROULETTES PIVOTANTES - CONJUNTOS GIRATORIOS

Art. N.	37104	37108	37109	37112	37113	37119		
	d	20	20	20	20	20		

SUPPORTI FISSI - FIXED CASTORS - BOCKROLLEN - ROULETTES FIXES - CONJUNTOS FIJOS

Art. N.	37154	37158	37159	37162	37163	37169		
	d	20	20	20	20	20		

SUPPORTI GIREVOLI A FORO - SWIVEL BOLT HOLE CASTORS - RÜCKENLOCH LENKROLLEN
ROULETTES PIVOTANTES A OEIL - CONJUNTOS GIRATORIOS CON TALADRO PASADOR

Art. N.	37204FD	-	37209FD	-	37213FD	37219FE		
Art. N.	-	-	-	-	-	37219FG		
	d	20	20	20	20	20		

DATI TECNICI - TECHNICAL DATA - TECHNISCHE DATEN - DONNÉES TECHNIQUES - DATOS TECNICOS



	H	129	160	160	181	181	240	
	AxB	102X83	102X83	135X110	102X83	135X110	135x110	
	axb	80x60	80x60	105x80	80x60	105x80	105x80	
	g	8	8	10	8	10	10	
	g		FD=12-14			FE=12-14 / FG=16-18		
	F	46	49	49	51	51	59	
	U	50	50	50	50	50	60	
	FR	FR	FR	FR	FR	FR	FR	
	PP	-	PP	PP	PP	PP	PP	
	Kg	200	200	200	200	200	300	

LAG

ZETA SOFT + M34

Serie
ZS

SUPPORTI MOLLEGGIATI - SPRUNG CASTORS - GEFEDERTE GEHÄUSE - CHAPES COMPENSÉES - SOPORTES CON AMORTIGUADORES



 D	100	100	100	125	125	150	200	
 E	40	40	40	40	40	40	50	

SUPPORTI GIREVOLI - SWIVEL CASTORS - LENKROLLEN - ROULETTES PIVOTANTES - CONJUNTOS GIRATORIOS

Art. N.	1460B	1460A	1461A	1464A	1465A	1468A	1470A		
 d	20	20	20	20	20	20	20		

SUPPORTI FISSI - FIXED CASTORS - BOCKROLLEN - ROULETTES FIXES - CONJUNTOS FIJOS

Art. N.	1475B	1475A	1476A	1479A	1480A	1483A	1485A		
 d	20	20	20	20	20	20	20		

La portata nominale di questi supporti è stata assegnata pari al carico necessario a raggiungere $\frac{3}{4}$ della freccia della molla. Assicurarsi che durante l'impiego non si raggiunga mai il fine corsa del bilanciante. L'utilizzo con carichi inferiori al precarico non causa alcun molleggio.


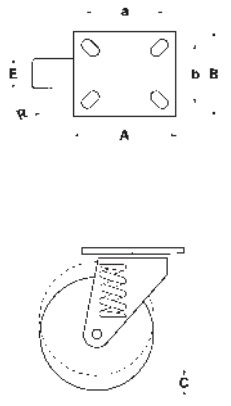









The nominal load capacity of these forks has been set at $\frac{3}{4}$ of the spring's maximum deflection. The application must not cause the equalizer to reach upper limit. Application with loads smaller than that of the pre-tensioning will not cause deflection of the equalizer.

Die Tragfähigkeit dieser Gehäusen ist bis $\frac{3}{4}$ des höchsten Federlaufes gelegt. Bei der Anwendung soll der Schwinghebel bis zum höchsten Federlauf nicht ankommen. Die Anwendung mit Belastungen unter dem Federvordruck wird keine Federung im Schwinghebel verursachen.

La charge admissible de ces chapes est fixée à $\frac{3}{4}$ de la course maximale du ressort. S'assurer qu'à l'utilisation le balancier ne dépasse pas la course maximale du ressort. L'utilisation avec une charge inférieure à la pre-charge du ressort ne donne lieu à aucune suspension.

La capacidad de carga de estos soportes ha sido fijada a la par de la carga necesaria a alcanzar los $\frac{3}{4}$ del desplazamiento máximo del resorte. Asegurarse que durante el empleo nunca se alcance el fin de carrera del balancin. El empleo con cargas inferiores a la precarga no produce alguna suspensión.

DATI TECNICI - TECHNICAL DATA - TECHNISCHE DATEN - DONNÉES TECHNIQUES - DATOS TECNICOS

 H	171	171	171	207	207	233	274	
 AxB	105x85	105x85	135x110	105x85	135x110	135x110	135x110	
 axb	80x60	80x60	105x80	80x60	105x80	105x80	105x80	
 g	10	10	12	10	12	12	12	
 F	30	30	30	32	32	43	57	
 U	50	50	50	50	50	50	60	
 R	93	93	93	113	113	140	182	
 daN	40	50	50	90	90	90	85	
 C	25	25	25	25	25	28	32	
 Kg	130	170	170	200	200	220	260	

GHISA + POLIURETANO COLATO

- Rivestimento in poliuretano colato, durezza 95±3 Shore A
- Nucleo in ghisa, strutturato per carichi molto elevati, verniciato.
- Ottima scorrevolezza e silenziosità; elevata resistenza all'abrasione, alla lacerazione, agli oli e ai grassi.
- Temperatura di impiego: -30°C / +80°C.
- Mozzo con: cuscinetti a sfere di precisione, schermati.

CAST IRON + CAST POLYURETHANE

- Cast polyurethane coating, hardness 95±3 Shore A.
- Core in cast iron suitable for heavy and extra heavy loads; painted
- Excellent smooth and noiseless running; high resistance to abrasion, wear and tear, oils and greases.
- Temperature range: -30°C / +80°C (-22°F / +176°F).
- Hub with: shielded precision ball bearings.









GUSSEISEN + POLYURETHAN (GEGOSSEN)


- Beschichtung aus gegossenem Polyurethan, Härte 95±3 Shore A.
- Radkern aus lackiertem Gusseisen für schwere und extraschwere Lasten.
- Sehr hohe Tragkraft, minimaler Rollwiderstand, geräuschloser Lauf, hohe Abrieb- und Reißfestigkeit; gegen Fette und Öle beständig.
- Arbeitstemperatur: -30°C / +80°C.
- Lagerung: abgeschirmte Präzisions-Rillenkugellager.

	D	80	82	82	100	100	100	100	125	125	125	140	140	150	150	150	150	150
	E	20	28	34	30	30	40	50	30	40	50	60	60	30	40	50	50	50



CUSCINETTI A SFERE DI PRECISIONE - PRECISION BALL BEARINGS - PRÄZISIONS-RILLENKUGELLAGER

Art.	N.	7001cc■	7002cc	7003cc	7004cc	7005cc	7018cc	7006cc●	7009cc	7010cc	7014cc	7011cc	7012cc	7013cc	7016cc	7019cc	7020cc	7021cc
	X	66	60	62	84	84	82	70	108	101	85	115	115	131	131	131	131	131
	d	12	12	12	15	15	20	20	15	20	20	25	25	15	20	20	20	25
	s	32	32	32	35	35	47	47	35	47	47	52	52	35	47	47	47	52
	t	14	11,1	11,1	11	12,2	17	17	12,2	17	17	15	22	12,2	17	17	17	17
	V	-	26	32	30	38	34	44	38	44	44	68	54	38	44	44	54	56
	L	18	28	34	30	40	40	50	40	50	50	68	68	40	50	50	60	60
	M	40	42	41	46	45	60	70	46	59	60	69	69	46	60	62	61	69
	Kg.	150	220	270	300	300	350	450	330	400	480	700	700	400	500	700	700	700



FONTE + POLYURETHANE COULÉ

- Bandage en polyuréthane coulé, dureté 95±3 Shore A.
- Corps en fonte nervuré, peinte.
- Pour charges très lourdes; très faible résistance au roulement; silencieuse; très élevée résistance à l'usure, aux déchirures, aux huiles et aux graisses.
- Température d'emploi: -30°C / +80°C (-22°F / +176°F).
- Moyeu avec: roulements à billes de précision, protégés.

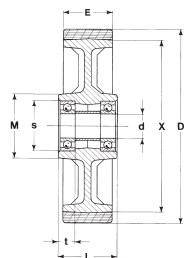
HIERRO FUNDIDO + POLIURETANO COLADO

- Revestimiento en poliuretano colado, dureza 95±3 Shore A.
- Núcleo en hierro fundido, estructurado para cargas extra elevadas, pintado.
- Óptima facilidad de rodadura y silenciosidad; elevada resistencia a la abrasión, al desgarramiento, a los aceites y grasas.
- Temperatura de empleo: -30°C / +80°C (-22°F / +176°F).
- Cubo con: cojinetes a bolas de precisión, protegidos.

175	200	200	200	200	250	250	250	250	260	300	300	400	400	500	500
40	40	50	50	80	50	60	80	80	100	70	100	100	100	100	100

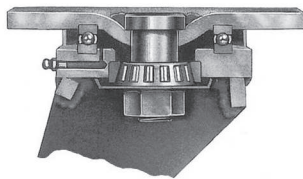
ROULEMENTS À BILLES DE PRÉCISION - COJINETES A BOLAS DE PRECISION

7025cc	7028cc	7030cc	7031cc	7033cc	7035cc	7037cc	7038cc	7039cc	7040cc	7041cc	7044cc	7047cc	7048cc	7053cc●	7054cc●
154	177	177	177	161	225	224	214	214	205	273	250	350	350	432	432
20	20	20	25	30	25	25	30	35	35	35	40	40	50	40	50
47	47	47	52	62	52	52	62	62	80	72	80	90	90	90	90
17	17	17	17	16,1	17	16	16,1	16,1	35	18,4	19	23	23	23	23
44	44	54	56	80	56	71	90	87	72	70	119	120	114	120	114
50	50	60	60	80	60	72,5	90	90	100	72,5	120	120	120	120	120
60	61	61	66	84	68	78	92	92	101	102	113	132	132	114	114
650	800	1000	1000	1400	1200	1400	1800	1800	2200	2200	2800	3200	3200	3700	3700



ZETA + G80

GEMELLATI - TWIN WHEELS - ZWILLINGSRÄDER - ROUES JUMELÉES - RUEDAS GEMELAS



	D	100	100	125	150	150	200	250	250	300	300	400
	E	30+30	50+50	40+40	40+40	50+50	50+50	60+60	80+80	70+70	100+100	100+100

SUPPORTI GIREVOLI - SWIVEL CASTORS - LENKROLLEN - ROULETTES PIVOTANTES - CONJUNTOS GIRATORIOS

Art. N.	7470	7450●	7471♣	7472♣	7473♣	7474♣	7476♣	7477♣	7478♣	7479♣	7452♣		
	d	15	20	20	20	25	25	35	35	40	50		

SUPPORTI FISSI - FIXED CASTORS - BOCKROLLEN - ROULETTES FIXES - CONJUNTOS FIJOS

Art. N.	7480	7460●	7481	7482	7483	7484	7486	7487□	7488	7489▲	7462◆		
	d	15	20	20	20	25	25	35	35	40	50		

DATI TECNICI - TECHNICAL DATA - TECHNISCHE DATEN - DONNÉES TECHNIQUES - DATOS TECNICOS

	H	140	147	197	210	210	270	323	356	380	400	564	
	AxB	135x110	135x110	200x160	200x160	200x160	255x205	255x205	255x205	255x205	255x205	255x205	
	axb	105x80	105x80	160x120	160x120	160x120	210x160	210x160	210x160	210x160	210x160	210x160	
	g	12	12	14	14	14	16	16	16	16	18	20	
	F	55	55	60	60	60	70	82	90	90	90	90	
	U	73	105	105	105	105	126	153	100+100	153	132+132	132+132	
	N	66	102	92	91	102	111	135	192	146	247	252	
	Kg.	600	900	800	1000	1400	2000	2800	3500	3500	4500	6200	


♣ Bloccaggio direzionale a richiesta - Directional lock on request - Richtungsfeststeller auf Anfrage - Blocage directionnel sur demande - Bloqueo direccional sobre demanda.

□ AxB = 255x245 ▲ AxB = 255x310 ◆ AxB = 255x340 / ● Nucleo in acciaio - Steel wheel centre - Stahlradkörper - Corps de roue en acier - Núcleo en acero.

LAG

ZETA + E70

EXTRA PESANTI - EXTRA HEAVY - EXTRA SCHWERLAST - EXTRA LOURDES - EXTRA PESADOS



	D	82	82	100	100	125	125	150	150	175	200	250	250	260	300	300	400	
	E	70	100	30	50	40	50	40	50	40	50	50	60	100	70	100	100	

SUPPORTI GIREVOLI - SWIVEL CASTORS - LENKROLLEN - ROULETTES PIVOTANTES - CONJUNTOS GIRATORIOS

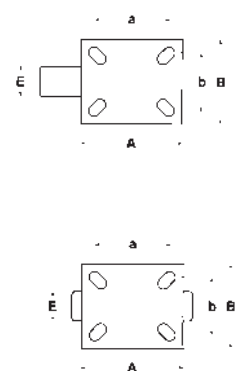
Art. N.	7405●	7409●	7305	7306●	7310	7312	7316	7321	7325	7331	7335	7337	7339♣	7341	7344♣	7346		
d	20	20	15	20	20	20	20	20	20	20	25	25	35	35	40	40		

SUPPORTI FISSI - FIXED CASTORS - BOCKROLLEN - ROULETTES FIXES - CONJUNTOS FIJOS

Art. N.	7425●	7429●	7355	7356●	7360	7362	7366	7371	7375	7381	7385	7387	7389	7391	7394	7396		
d	20	20	15	20	20	20	20	20	20	20	25	25	35	35	40	40		

DATI TECNICI - TECHNICAL DATA - TECHNISCHE DATEN - DONNÉES TECHNIQUES - DATOS TECNICOS


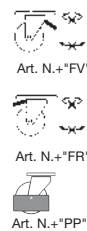

	H	131	138	145	160	172	172	195	202	239	251	307	307	360	350	380	505	
	AxB	135x110	135x110	105x85	135x110	135x110	135x110	135x110	135x110	135x110	135x110	200x160	200x160	255x205	200x160	255x205	255x205	
	axb	105x80	105x80	80x60	105x80	105x80	105x80	105x80	105x80	105x80	105x80	160x120	160x120	210x160	160x120	210x160	210x160	
	g	12	12	8	10	10	10	10	12	12	12	14	14	16	14	16	18	
	F	55	55	40	50	50	50	55	65	70	70	85	85	90	93	90	90	
	U	73	105	40	50	50	50	50	60	60	60	76	76	153	76	153	153	
		-	-	-	-	-	-	-	FV	FV	FV	-	-	-	-	-	-	
	PP	-	-	-	-	PP	PP	PP	PP	PP	PP	-	-	-	-	-	-	
	Kg.	700	1000	300	450	400	480	500	700	650	1000	1200	1400	2200	1800	2800	3200	



● Nucleo in acciaio - Steel wheel centre - Stahlradkörper - Corps de roue en acier - Núcleo en acero / ♣ Bloccaggio direzionale a richiesta - Directional lock on request - Richtungsfeststeller auf Anfrage - Blocage directionnel sur demande - Bloqueo direccional sobre demanda.

ZETA + P60

PESANTI - HEAVY - SCHWERLAST - LOURDES - PESADOS



	D	80	100	100	100	125	125	150	150	175	200	200	250	
	E	50	40	50	50	40	50	40	50	40	40	50	50	

SUPPORTI GIREVOLI - SWIVEL CASTORS - LENKROLLEN - ROULETTES PIVOTANTES - CONJUNTOS GIRATORIOS

Art. N.	23850●	23853	23855●	23856●	23859	23861	23866	23867	23869	23871	23872	23874		
d	20	20	20	20	20	20	20	20	20	20	20	25		

SUPPORTI FISSI - FIXED CASTORS - BOCKROLLEN - ROULETTES FIXES - CONJUNTOS FIJOS

Art. N.	23926●	23680	23929●	23932●	23935	23937	23940	23942	23944	23946	23947	23949		
d	20	20	20	20	20	20	20	20	20	20	20	25		

DATI TECNICI - TECHNICAL DATA - TECHNISCHE DATEN - DONNÉES TECHNIQUES - DATOS TECNICOS



	H	127	137	137	137	163	163	194	202	237	249	249	304	
	AxB	105x85	105x85	105x85	135x110	135x110	135x110	135x110	135x110	135x110	135x110	135x110	135x110	
	axb	80x60	80x60	80x60	105x80	105x80	105x80	105x80	105x80	105x80	105x80	105x80	105x80	
	g	8	8	8	10	10	10	10	12	12	12	12	12	
	F	42	42	42	42	42	42	50	64	66	66	66	71	
	U	50	50	50	50	50	50	50	60	60	60	60	60	
		-	FR	FR	FR	FR	FR	FR	FR/FV	FR/FV	FR/FV	FR/FV	FR/FV	
	PP	-	-	-	-	PP	PP	PP	PP	PP	PP	PP	PP	
	Kg.	450	350	450	450	400	450	450	700	650	800	850	800	

● Nucleo in acciaio - Steel wheel centre - Stahlradkörper - Corps de roue en acier - Núcleo en acero.

LAG

ZETA + M40

MEDIO PESANTI - MEDIUM HEAVY - MITTEL SCHWERLAST - MI-LOURDES - MEDIO PESADOS



	D	100	100	100	125	125	125	150	175	200	200	250	
	E	30	40	40	30	30	50	30	40	40	50	50	

SUPPORTI GIREVOLI - SWIVEL CASTORS - LENKROLLEN - ROULETTES PIVOTANTES - CONJUNTOS GIRATORIOS

Art. N.	23603	23605	23606	23608	23609	23611	23615	23619	23621	23622	23624		
	d	15	20	20	15	15	20	15	20	20	25		

SUPPORTI FISSI - FIXED CASTORS - BOCKROLLEN - ROULETTES FIXES - CONJUNTOS FIJOS

Art. N.	23678	23680	23681	23683	23684	23687	23689	23944	23946	23947	23949		
	d	15	20	20	15	15	20	15	20	20	25		

DATI TECNICI - TECHNICAL DATA - TECHNISCHE DATEN - DONNÉES TECHNIQUES - DATOS TECNICOS

	H	137	137	137	163	163	173	194	237	249	249	304	
	AxB	105x85	105x85	135x110	105x85	135x110	135x110	135x110	135x110	135x110	135x110	135x110	
	axb	80x60	80x60	105x80	80x60	105x80	105x80	105x80	105x80	105x80	105x80	105x80	
	g	8	8	10	8	10	12	10	12	12	12	12	
	F	41	41	41	41	41	52	48	65	65	65	69	
	U	50	50	50	50	50	60	50	60	60	60	60	
	FR	FR	FR	FR	FR	FR	FR/FV	FR	FR/FV	FR/FV	FR/FV	FR/FV	
	PP	-	-	-	PP	PP	PP	PP	PP	PP	PP	PP	
	Kg.	300	300	300	300	300	450	300	450	450	450	450	



	D	80	82	100	100	125	125	150	150	150	175	200	
	E	20	28	30	30	30	30	30	30	40	40	40	

SUPPORTI GIREVOLI - SWIVEL CASTORS - LENKROLLEN - ROULETTES PIVOTANTES - CONJUNTOS GIRATORIOS

Art. N.	24001	24002	24005	24004	24008	24009	24012	24013	24016	24025	24029		
	d	12	12	15	15	15	15	15	20	20	20		

SUPPORTI FISSI - FIXED CASTORS - BOCKROLLEN - ROULETTES FIXES - CONJUNTOS FIJOS

Art. N.	24101	24102	24105	24104	24108	24109	24112	24113	24116	24125	24129		
	d	12	12	15	15	15	15	15	20	20	20		

SUPPORTI GIREVOLI A FORO - SWIVEL BOLT HOLE CASTORS - RÜCKENLOCH LENKROLLEN
ROULETTES PIVOTANTES A Oeil - CONJUNTOS GIRATORIOS CON TALADRO PASADOR

Art. N.	24201FB	24202FB	24205FB	24204FD	-	24209FD	-	24213FD	24216FD	24225FE	24229FE		
Art. N.	-	-	-	-	-	-	-	-	-	24225FG	24229FG		
	d	12	12	15	15	-	15	-	15	20	20		

DATI TECNICI - TECHNICAL DATA - TECHNISCHE DATEN - DONNÉES TECHNIQUES - DATOS TECNICOS




	H	106	107	128	129	160	160	181	181	181	216	240	
	AxB	102x83	102x83	102x83	102x83	102x83	135x110	102x83	135x110	135x110	135x110	135x110	
	axb	80x60	80x60	80x60	80x60	80x60	105x80	80x60	105x80	105x80	105x80	105x80	
	g	8	8	8	8	8	10	8	10	10	10	10	
	g		FB=10-12				FD=12-14			FE=12-14 / FG=16-18			
	F	33	33	37	46	49	49	51	51	51	57	59	
	U	40	40	40	50	50	50	50	50	50	60	60	
	FR	FR	FR	FR	FR	FR	FR	FR	FR	FR	FR	FR	
	PP	-	-	-	-	PP	PP	PP	PP	PP	PP	PP	
	Kg.	120	120	120	200	200	200	200	200	200	300	300	



LAG

ZETA + M34


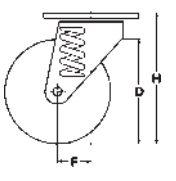

Serie
Z

SUPPORTI MOLLEGIATI - SPRUNG CASTORS - GEFEDERTE GEHÄUSE - CHAPES COMPENSÉES - SOPORTES CON AMORTIGUADORES






 D	100	100	100	125	125	150	200	200	
 E	40	40	40	40	40	40	40	50	

SUPPORTI GIREVOLI - SWIVEL CASTORS - LENKROLLEN - ROULETTES PIVOTANTES - CONJUNTOS GIRATORIOS

Art. N.	1400B	1400A	1401A	1404A	1405A	1408A	1410A	1411A		
 d	20	20	20	20	20	20	20	20		

SUPPORTI FISSI - FIXED CASTORS - BOCKROLLEN - ROULETTES FIXES - CONJUNTOS FIJOS

Art. N.	1430B	1430A	1431A	1434A	1435A	1438A	1440A	1441A		
 d	20	20	20	20	20	20	20	20		

La portata nominale di questi supporti è stata assegnata pari al carico necessario a raggiungere $\frac{3}{4}$ della freccia della molla. Assicurarsi che durante l'impiego non si raggiunga mai il fine corsa del bilanciante. L'utilizzo con carichi inferiori al precarico non causa alcun molleggio.


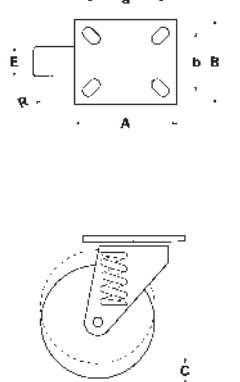









The nominal load capacity of these forks has been set at $\frac{3}{4}$ of the spring's maximum deflection. The application must not cause the equalizer to reach upper limit. Application with loads smaller than that of the pre-tensioning will not cause deflection of the equalizer.

Die Tragfähigkeit dieser Gehäusen ist bis $\frac{3}{4}$ des höchsten Federlaufes gelegt. Bei der Anwendung soll der Schwinghebel bis zum höchsten Federlauf nicht ankommen. Die Anwendung mit Belastungen unter dem Federvordruck wird keine Federung im Schwinghebel verursachen.

La charge admissible de ces chapes est fixée à $\frac{3}{4}$ de la course maximale du ressort. S'assurer qu'à l'utilisation le balancier ne dépasse pas la course maximale du ressort. L'utilisation avec une charge inférieure à la pre-charge du ressort ne donne lieu à aucune suspension.


La capacidad de carga de estos soportes ha sido fijada a la par de la carga necesaria a alcanzar los $\frac{3}{4}$ del desplazamiento máximo del resorte. Asegurarse que durante el empleo nunca se alcance el fin de carrera del balancin. El empleo con cargas inferiores a la precarga no produce alguna suspensión.

DATI TECNICI - TECHNICAL DATA - TECHNISCHE DATEN - DONNÉES TECHNIQUES - DATOS TECNICOS

 H	171	171	171	207	207	233	274	274	
 AxB	105x85	105x85	135x110	105x85	135x110	135x110	135x110	135x110	
 axb	80x60	80x60	105x80	80x60	105x80	105x80	105x80	105x80	
 g	10	10	12	10	12	12	12	12	
 F	30	30	30	32	32	43	57	57	
 U	50	50	50	50	50	60	60	60	
 R	93	93	93	113	113	140	182	183	
 daN	40	50	50	90	90	90	85	85	
 C	25	25	25	25	25	28	32	32	
 Kg.	130	170	170	200	200	220	260	260	

GHISA

- Ruota Decauville in ghisa, verniciata.
- Fascia tornita piana.
- Scorrimento su binari o profilati rettangolari; massima scorrevolezza; portate molto elevate.
- Mozzo con cuscinetti a sfere schermati.
- Temperatura di impiego: -30°C / +80°C



CAST IRON

- Single flanged cast iron wheel, painted.
- Flat-machined tread.
- For applications on rails or rectangular profiles; excellent smooth running; suitable for extra heavy loads.
- Hub with: shielded precision ball bearings.
- Temperature range: -30°C / +80°C (-22°F / +176°F).

FONTE

- Roue Decauville en fonte, peinte.
- Bande de roulement usinée plate.
- Pour emploi sur rails ou profils rectangulaires; très faible résistance au roulement; pour charges très élevées.
- Moyeu avec: roulements à billes de précision, protégés.
- Température d'emploi: -30°C / +80°C (-22°F / +176°F).

GUSSEISEN










- Spurkranz lackiertes Gusseisen Rad.
- Eben-überdrehte Lauffläche.
- Zur Anwendung auf Schiene oder rechteckige Profile; minimaler Rollwiderstand; hohe Tragfähigkeit.
- Lagerung: abgeschirmte Präzisions-Rillenkugellager.
- Arbeitstemperatur: -30°C / +80°C

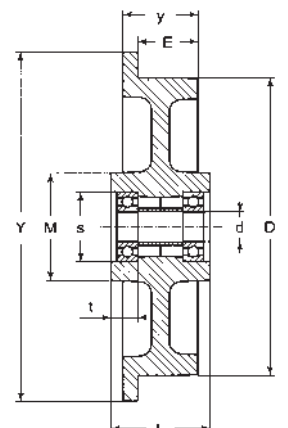
HIERRO FUNDIDO

- Rueda Decauville en hierro fundido, pintada.
- Banda de rodadura mecanizada plana.
- Deslizamiento en rieles o perfilados rectangulares; máxima facilidad de rodadura, para cargas muy elevadas.
- Cubo con: cojinetes a bolas de precisión, protegidos.
- Temperatura de empleo: -30°C / +80°C (-22°F / +176°F).

 D	105	130	150	200	250	300
 E	20	35	40	40	45	45


 CUSCINETTI A SFERE DI PRECISIONE - PRECISION BALL BEARINGS - PRÄZISIONS-RILLENKUGELLAGER
ROULEMENT À BILLES DE PRÉCISION - COJINETES A BOLAS DE PRECISION

Art. N.	1101cc	1102cc	1103cc	1105cc	1107cc	1108cc
 d	15	20	20	20	25	30
 s	35	47	47	47	52	62
 t	11	14	14	14	15	16
 V	27	45	50	50	60	60
 L	27	45	50	50	60	60
 M	48	62	64	72	82	95
 Y	125	150	170	227	286	330
 y	27	45	50	50	60	60
 Kg.	250	500	750	1200	1400	1650



GHISA

- Ruota in ghisa, verniciata.
- Fascia bombata tornita.
- Massima scorrevolezza, portate molto elevate.
- Mozzo con: cuscinetti a sfere di precisione, schermati; foro passante lavorato.
- Temperatura di impiego: -30°C / +80°C



CAST IRON

- Cast iron wheel, painted.
- Round-machined tread.
- Excellent smooth running; suitable for extra heavy loads.
- Hub with: shielded precision ball bearings; machined plain bore.
- Temperature range: -30°C / +80°C (-22°F / +176°F).

FONTE

- Roue en fonte, peinte.
- Bande de roulement usinée arrondie.
- Très faible résistance au roulement; pour charges très lourdes.
- Moyeu avec: roulements à billes de précision, protégés; alésage lisse usiné.
- Température d'emploi: -30°C / +80°C (-22°F / +176°F).

GUSSEISEN








- Lackiertes Gusseisen Rad.
- Ballig-überdrehte Lauffläche.
- Minimaler Rollwiderstand; zu sehr hohe Lasten geeignet
- Lagerung: abgeschirmte Präzisions-Rillenkugellager; nachgedrehtes Gleitlager.
- Arbeitstemperatur: -30°C / +80°C

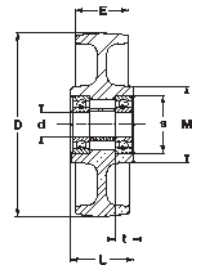
HIERRO FUNDIDO

- Rueda en hierro fundido, pintada.
- Banda de rodadura torneada redondeada.
- Máxima facilidad de rodadura, para cargas muy elevadas
- Cubo con: cojinetes a bolas de precisión, protegidos; agujero liso torneado.
- Temperatura de empleo: -30°C / +80°C (-22°F / +176°F).





	D	80	100	130	150	150	175	200
	E	30	30	40	38	55	48	50

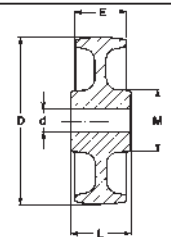
CUSCINETTI A SFERE DI PRECISIONE - PRECISION BALL BEARINGS - PRÄZISIONS-RILLENKUGELLAGER ROULEMENT À BILLES DE PRÉCISION - COJINETES A BOLAS DE PRECISION

Art. N.	-	1000cc	1001cc	1003cc	1002cc	1004cc	1005cc	
	d	-	15	15	20	20	25	25
	s	-	35	35	47	47	52	52
	t	-	11,5	12,2	14,5	14,5	15,5	17
	V	-	30	37	37	54	47	56
	L	-	30	40	38	55	48	60
	M	-	45	50	60	63	67	69
	Kg.	-	500	700	1000	1200	1200	1500







FORO PASSANTE - PLAIN BORE - GLEITLAGER - ALÉSAGE LISSE - AGUJERO LISO

Art. N.	1009	1010	1011	-	1012	-	1015	
	d	12	15	15	-	20	-	25
	L	40	40	50	-	60	-	60
	M	26	28	40	-	50	-	48
	Kg.	250	500	700	-	1200	-	1500


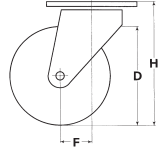






EXTRA PESANTI - EXTRA HEAVY - EXTRA SCHWERLAST - EXTRA LOURDES - EXTRA PESADOS


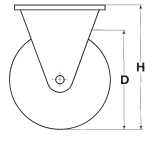






 D	100	130	150	150	175	200	
 E	30	40	38	55	48	50	


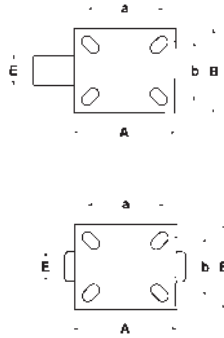






SUPPORTI GIREVOLI - SWIVEL CASTORS - LENKROLLEN - ROULETTES PIVOTANTES - CONJUNTOS GIRATORIOS

Art. N.	6020	6021	6023	6022	6024	6025		
 d	15	15	20	20	25	25		
Art. N.	6030	6031	-	6032	-	6035		
 d	15	15	-	20	-	25		

SUPPORTI FISSI - FIXED CASTORS - BOCKROLLEN - ROULETTES FIXES - CONJUNTOS FIJOS

Art. N.	6040	6041	6043	6042	6044	6045		
 d	15	15	20	20	25	25		
Art. N.	6050	6051	-	6052	-	6055		
 d	15	15	-	20	-	25		


DATI TECNICI - TECHNICAL DATA - TECHNISCHE DATEN - DONNÉES TECHNIQUES - DATOS TECNICOS

 H	145	174	195	202	239	251	
 AxB	105x85	135x110	135x110	135x110	135x110	135x110	
 axb	80x60	105x80	105x80	105x80	105x80	105x80	
 g	8	10	10	12	12	12	
 F	40	50	55	65	70	70	
 U	40	50	50	60	60	60	
 Kg.	300	500	500	1000	1000	1000	

LAG


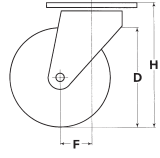


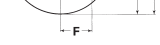

Q + P60

PESANTI - HEAVY - SCHWERLAST - LOURDES - PESADOS


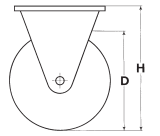






 D	80	100	100	150	150	175	200	
 E	30	30	30	38	55	48	50	


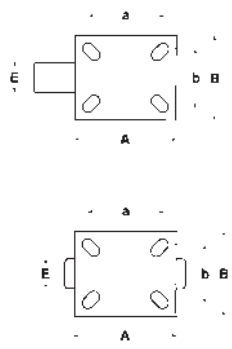






SUPPORTI GIREVOLI - SWIVEL CASTORS - LENKROLLEN - ROULETTES PIVOTANTES - CONJUNTOS GIRATORIOS

Art. N.	-	1060	1061	1063	1062	1064	1065		
 d	-	15	15	20	20	25	25		
Art. N.	1068	1070	1071	-	1072	-	1075		
 d	12	15	15	-	20	-	25		

SUPPORTI FISSI - FIXED CASTORS - BOCKROLLEN - ROULETTES FIXES - CONJUNTOS FIJOS

Art. N.	-	1079	1086	1083	1082	1084	1085		
 d	-	15	15	20	20	25	25		
Art. N.	1087	1089	1096	-	1092	-	1095		
 d	12	15	15	-	20	-	25		

DATI TECNICI - TECHNICAL DATA - TECHNISCHE DATEN - DONNÉES TECHNIQUES - DATOS TECNICOS

 H	128	138	139	203	203	238	250	
 AxB	105x85	105x85	135x110	135x110	135x110	135x110	135x110	
 axb	80x60	80x60	105x80	105x80	105x80	105x80	105x80	
 g	8	8	10	12	12	12	12	
 F	42	42	42	64	64	66	66	
 U	50	50	50	60	60	60	60	
 Kg.	250	450	450	850	850	850	850	

**ALTA TEMPERATURA - HIGH TEMPERATURE
HOCHTEMPERATUR - HAUTE TEMPÉRATURE**



SERIE FN



SERIE FS



SERIE U



NUCLEO IN MATERIALE TERMOPLASTICO + ANELLO IN GOMMA PER ALTE TEMPERATURE

- Anello in gomma antitraccia, durezza 75±3 Shore A.
- Nucleo in composto speciale termoresistente.
- Elevata silenziosità, buona scorrevolezza.
- Temperatura di impiego: -40°C / +250°C.
- Mozzo con: foro passante.
- Per movimentazioni manuali su pavimenti in ottimo stato.
- Portate valutate secondo ISO 22883 e ISO 22878 senza applicare ostacoli.
- Non utilizzare il freno a temperature superiori ai 40°C.



THERMOPLASTIC CORE + HIGH TEMPERATURE RUBBER RING

- Non marking rubber ring for high temperature applications; hardness 75±3 Shore A.
- Core in special thermo resistant compound.
- Silent and smooth running.
- Temperature range: -40°C / +250°C (-40°F / +482°F).
- Hub with: plain bore.
- For manual applications over floors in perfect conditions.
- Load ratings according to ISO 22883 and ISO 22878 without obstacles.
- Do not apply the brake at temperatures above 40°C (104°F).

CORPS THERMORÉSISTANT + ANNEAU CAOUTCHOUC POUR HAUTES TEMPÉRATURES

- Anneau en caoutchouc, non tachant, pour hautes températures, dureté 75±3 Shore A.
- Corps en composé spécial thermorésistant.
- Très silencieuse, très faible résistance au roulement.
- Température d'emploi: -40°C / + 250°C (-40°F / +482°F).
- Moyeu avec: alésage lisse.
- Pour utilisation manuelle sur sols en très bon état.
- Charges admissibles définies selon ISO 22883 et ISO 22878 sans obstacles.
- Pas appliquer le frein à température supérieure à 40°C (104°F).

THERMOPLASTISCHER KERN + HITZEBESTÄNDIGER GUMMIRING





- Hitzebeständiger spurloser Gummiring, Härte 75±3 Shore A.
- Radkern aus hitzebeständigem sonder Kunststoff.
- Geräuschloser und leichter Lauf.
- Arbeitstemperatur: -40°C / +250°C.
- Lagerung: Gleitlager.
- Für Handbewegung auf Boden in sehr gutem Zustand.
- Tragfähigkeit nach ISO 22883 und ISO 22878 ohne Hindernisse festgestellt.
- Nicht verwenden den Feststeller bei Temperaturen über 40°C.

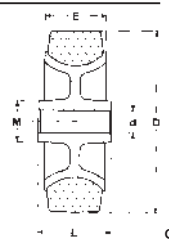
NUCLEO TERMORESISTENTE + ARO DE GOMA PARA TEMPERATURAS ELEVADAS

- Aro de goma anti-marca para temperaturas elevadas, dureza 75±3 Shore A.
- Núcleo en compuesto especial termoresistente.
- Silenciosidad elevada, buena facilidad de rodadura.
- Temperatura de empleo: -40°C / + 250°C (-40°F / +482°F).
- Cubo con: agujero liso.
- Para desplazamientos manuales sobre pavimentaciones óptimas.
- Capacidades de carga estimadas conforme a ISO 22883 y ISO 22878 sin poner obstáculos.
- No aplicar el freno a temperatura mayor de 40°C (104°F).

	D	100
	E	30

FORO PASSANTE - PLAIN BORE - GLEITLAGER - ALÉSAGE LISSE - AGUJERO LISO

Art.	N.	27856
	d	12
	L	40
	M	22,5
	Kg.	80




FN + INOX 20

INOX - STAINLESS - ROSTFREI - INOX - INOX



Art. N.+ "FH"




	D	100
	E	30

FN + M22

MEDI - MEDIUM - MITTELLAST - MOYENNES - MEDIOS



Art. N.+ "FH"



		100
		30

SUPPORTI GIREVOLI - SWIVEL CASTORS - LENKROLLEN - ROULETTES PIVOTANTES - CONJUNTOS GIRATORIOS

Art. N.	27866	27746		
	d	12		
	d	12		
	d	12		

SUPPORTI FISSI - FIXED CASTORS - BOCKROLLEN - ROULETTES FIXES - CONJUNTOS FIJOS

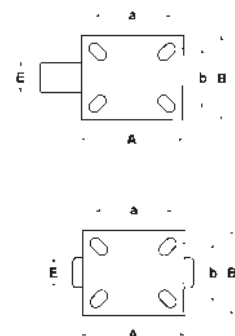
Art. N.	27886	27766		
	d	12		
	d	12		
	d	12		

SUPPORTI GIREVOLI A FORO - SWIVEL BOLT HOLE CASTORS - RÜCKENLOCH LENKROLLEN - ROULETTES PIVOTANTES A OEL - CONJUNTOS GIRATORIOS CON TALADRO PASADOR

Art. N.	27906HB	27786GB		
	d	12		
	d	12		
	d	12		

DATI TECNICI - TECHNICAL DATA - TECHNISCHE DATEN - DONNÉES TECHNIQUES - DATOS TECNICOS

	H	128	128
	AxB	102x83	102x83
	axb	80x60	80x60
	g	8	8
	g	HB=10-12	GB=10-12
	F	37	37
	U	40	40
	FH	FH	FH
	Kg.	80	80



COMPOSTO TERMOPLASTICO AD ELEVATA RESISTENZA PER ALTE TEMPERATURE

- Ruota in composto speciale termoresistente.
- Elevata resistenza meccanica agli urti, massima scorrevolezza.
- Temperatura di impiego: -40°C / +270°C.
- Mozzo con: foro passante.
- Per movimentazioni manuali su pavimenti in ottimo stato.
- Portate valutate secondo ISO 22883 e ISO 22878 senza applicare ostacoli.
- Non utilizzare il freno a temperature superiori ai 40°C.



THERMOPLASTIC COMPOUND WITH EXCELLENT MECHANICAL RESISTANCE FOR HIGH TEMPERATURES

- Wheel made of special thermo resistant compound.
- Excellent shocks resistance; minimal rolling resistance.
- Temperature range: -40°C / +270°C (-40°F / +518°F).
- Hub with: plain bore.
- For manual applications over floors in perfect conditions
- Load ratings according to ISO 22883 and ISO 22878 without obstacles.
- Do not apply the brake at temperatures above 40°C (104°F).

COMPOSÉ SPÉCIAL AVEC ÉLEVÉE RESISTANCE MECANIQUE POUR HAUTES TEMPÉRATURES


- Roue en composé spécial thermorésistant.
- Très bonne résistance aux chocs; très faible résistance au roulement.
- Température d'emploi: -40°C / + 270°C (-40°F / +518°F).
- Moyeu avec: alésage lisse.
- Pour utilisation manuelle sur sols en très bon état.
- Charges admissibles définies selon ISO 22883 et ISO 22878 sans obstacles.
- Pas appliquer le frein à température supérieure à 40°C (104°F).

THERMOPLASTISCHE VERBINDUNG MIT HOHE MECHANISCHER BESTÄNDIGKEIT FÜR HOHE TEMPERATUREN





- Rad aus hitzebeständigem sonder Kunststoff für Anwendung zu hohe Temperaturen.
- Hohe Stossfestigkeit und sehr leichter Lauf.
- Arbeitstemperatur: -40°C / +270°C.
- Lagerung: Gleitlager.
- Für Handbewegung auf Boden in sehr gutem Zustand.
- Tragfähigkeit nach ISO 22883 und ISO 22878 ohne Hindernisse festgestellt.
- Nicht verwenden den Feststeller bei Temperaturen über 40°C.

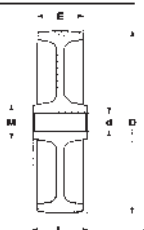
COMPUESTO ESPECIAL CON EXCELENTE RESISTENCIA MECÁNICA PARA EMPLEOS EN TEMPERATURAS ELEVADAS


- Rueda en compuesto especial termoresistente.
- Elevada resistencia a los golpes, máxima facilidad de rodadura.
- Temperatura de empleo: -40°C / + 270°C (-40°F / +518°F)
- Cubo con: agujero liso.
- Para desplazamientos manuales sobre pavimentaciones óptimas.
- Capacidades de carga estimadas conforme a ISO 22883 y ISO 22878 sin poner obstáculos.
- No aplicar el freno a temperatura mayor de 40°C (104°F).

	D	80	100	125	150	200
	E	30	30	35	45	50

FORO PASSANTE - PLAIN BORE - GLEITLAGER - ALÉSAGE LISSE - AGUJERO LISO

Art. N.	28002	28006	28010	28014	28022
 d	12	12	20	20	20
 L	40	40	50	60	60
 M	26	25	36	37	37
 Kg.	150	200	250	300	400






pag. 17



Art. N.+*FR*



	D	80	100	125	125	150	200	
	E	30	30	35	35	45	50	

SUPPORTI GIREVOLI - SWIVEL CASTORS - LENKROLLEN - ROULETTES PIVOTANTES - CONJUNTOS GIRATORIOS

Art. N.	28152	28156	-	-	-	-		
	d	12	12	-	-	-		
Art. N.	28102	28106	28109	28110	28114	28122		
	d	12	12	20	20	20	20	

SUPPORTI FISSI - FIXED CASTORS - BOCKROLLEN - ROULETTES FIXES - CONJUNTOS FIJOS

Art. N.	28252	28256	-	-	-	-		
	d	12	12	-	-	-		
Art. N.	28202	28206	28209	28210	28214	28222		
	d	12	12	20	20	20	20	

SUPPORTI GIREVOLI A FORO - SWIVEL BOLT HOLE CASTORS - RÜCKENLOCH LENKROLLEN
ROULETTES PIVOTANTES A Oeil - CONJUNTOS GIRATORIOS CON TALADRO PASADOR

Art. N.	28352HB	28356HB	-	-	-	-		
Art. N.	-	-	-	-	-	-		
	d	12	12	-	-	-		
Art. N.	28302HB	28306HB	-	28310HD	28314HE	28322HE		
Art. N.	-	-	-	-	28314HF	28322HF		
	d	12	12	-	20	20	20	

DATI TECNICI - TECHNICAL DATA - TECHNISCHE DATEN - DONNÉES TECHNIQUES - DATOS TECNICOS

	H	106	128	160	160	203	240	
	AxB	102x83	102x83	102x83	135x110	135x110	135x110	
	axb	80x60	80x60	80x60	105x80	105x80	105x80	
	g	8	8	8	10	10	10	
	g	HB=10-12		HD=12-14		HE=12-14 / HF=16-18		
	F	33	37	49	49	57	59	
	U	40	40	50	50	60	60	
	FR	FR	FR	FR	FR	-	FR	
	Kg.	150	150	250	250	300	370	



	D	80	100	125	125	150	200	
	E	30	30	35	35	45	50	

SUPPORTI GIREVOLI - SWIVEL CASTORS - LENKROLLEN - ROULETTES PIVOTANTES - CONJUNTOS GIRATORIOS

Art. N.	28752	28756	-	-	-	-		
	d	12	12	-	-	-		
Art. N.	28702	28706	28709	28710	28714	28722		
	d	12	12	20	20	20		

SUPPORTI FISSI - FIXED CASTORS - BOCKROLLEN - ROULETTES FIXES - CONJUNTOS FIJOS

Art. N.	28852	28856	-	-	-	-		
	d	12	12	-	-	-		
Art. N.	28802	28806	28809	28810	28814	28822		
	d	12	12	20	20	20		

SUPPORTI GIREVOLI A FORO - SWIVEL BOLT HOLE CASTORS - RÜCKENLOCH LENKROLLEN
ROULETTES PIVOTANTES A Oeil - CONJUNTOS GIRATORIOS CON TALADRO PASADOR

Art. N.	28952GB	28956GB	-	-	-	-		
	d	12	12	-	-	-		
Art. N.	28902GB	28906GB	-	28910GD	28914GE	28922GE		
	d	12	12	-	20	20		

DATI TECNICI - TECHNICAL DATA - TECHNISCHE DATEN - DONNÉES TECHNIQUES - DATOS TECNICOS

	H	106	128	160	160	191	240	
	AxB	102x83	102x83	102x83	135x110	135x110	135x110	
	axb	80x60	80x60	80x60	105x80	105x80	105x80	
	g	8	8	8	10	10	10	
	g	GB=10-12		GD=12-14		GE=12-14 / GG=16-18		
	F	33	37	49	49	56	59	
	U	40	40	50	50	60	60	
	FR	FR	FR	FR	FR	-	FR	
	Kg.	120	120	200	200	300	300	



*passion for
movement*

ALLUMINIO

- Ruota in alluminio pressofuso.
- Ottima scorrevolezza.
- Temperature d'impiego: -40°C / +270°C.
- Non idonea in ambienti salini.
- Mozzo con cuscinetti a sfere per alte temperature, schermati.
- Per movimentazioni manuali su pavimenti in ottimo stato.
- Portate secondo ISO 22883 e ISO 22878 senza applicare ostacoli.



ALUMINIUM

- Die-cast aluminium wheel.
- Excellent rolling resistance.
- Temperature range: -40°C / +270°C (-40°F / +518°F).
- Unsuitable in salty environments.
- Hub with shielded ball bearings suitable for high temperatures.
- For manual applications over floors in perfect conditions.
- Load ratings according to ISO 22883 and ISO 22878 without obstacles.

ALUMINIUM

- Roue en alliage d'aluminium moulé sous pression.
- Très faible résistance au roulement.
- Température d'emploi: -40°C / +270°C (-40°F / +518°F).
- Pas indiqué en milieu salin.
- Roulements à billes pour hautes températures.
- Pour utilisation manuelle sur sols en très bon état.
- Charges admissibles définies selon ISO 22883 et ISO 22878 sans obstacles.

ALUMINIUM








- Rad aus Spritzguss-Aluminium-Legierung.
- Geräuschloser Lauf.
- Arbeitstemperatur: -40°C / +270°C.
- Nicht geeignet in salzartiger Umgebung.
- Abgeschirmte hitzebeständiger Rillenkugellager.
- Für Handbewegung auf Boden in sehr gutem Zustand.
- Tragfähigkeit nach ISO 22883 und ISO 22878 ohne Hindernisse festgestellt.

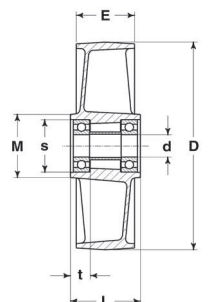
ALUMINIO

- Rueda de aluminio vaciado a presión.
- Óptima facilidad de rodadura.
- Temperatura de empleo: -40°C / +270°C (-40°F / +518°F).
- No apta para uso en habitat salino.
- Cojinetes a bolas para temperaturas elevadas.
- Para desplazamientos manuales sobre pavimentaciones óptimas.
- Capacidades de carga estimadas conforme a ISO 22883 y ISO 22878 sin pone obstáculos.

 D	85	100	110	140	160	175	190
 E	40	50	30	50	40	50	50

 CUSCINETTI A SFERE DI PRECISIONE - PRECISION BALL BEARINGS - PRÄZISIONS-RILLENKUGELLAGER
ROULEMENTS À BILLES DE PRÉCISION - COJINETES A BOLAS DE PRECISION

Art. N.	39008cc	39014cc	39018cc	39024cc	39030cc	39036cc	39040cc
 d	15	20	15	20	20	20	20
 s	35	47	35	47	47	47	47
 t	12,2	17	12,2	17	17	17	17
 V	38	54	38	54	44	54	54
 L	40	60	40	60	50	60	60
 M	43	55	42	55	55	55	56
 Kg.	150	250	200	400	400	500	600




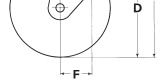

ULTRA + INOX20

INOX - STAINLESS - ROSTFREI - INOX - INOX






	D	85	110	140	175	190	
	E	40	30	50	50	50	


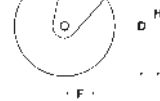

SUPPORTI GIREVOLI - SWIVEL CASTORS - LENKROLLEN - ROULETTES PIVOTANTES - CONJUNTOS GIRATORIOS

Art. N.	39108	39118	39124	39136	39140		
	d	15	15	20	20		


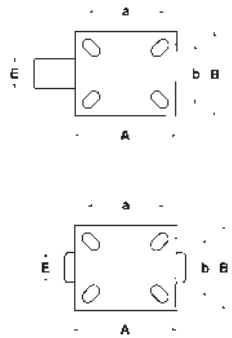







SUPPORTI FISSI - FIXED CASTORS - BOCKROLLEN - ROULETTES FIXES - CONJUNTOS FIJOS

Art. N.	39158	39168	39174	39186	39190		
	d	15	15	20	20		

SUPPORTI GIREVOLI A FORO - SWIVEL BOLT HOLE CASTORS - RÜCKENLOCH LENKROLLEN
ROULETTES PIVOTANTES A OEUIL - CONJUNTOS GIRATORIOS CON TALADRO PASADOR

Art. N.	39208HB	39218HB	39224HE 39224HF	39236HE 39236HF	39240HE 39240HF		
	d	15	15	20	20		

DATI TECNICI - TECHNICAL DATA - TECHNISCHE DATEN - DONNÉES TECHNIQUES - DATOS TECNICOS

	H	110	133	199	215	234	
	AxB	102x83	102x83	135x110	135x110	135x110	
	axb	80x60	80x60	105x80	105x80	105x80	
	g	8	8	10	10	10	
	g		HB=10-12		HE=12-14 / HF=16-18		
	F	33	37	57	57	59	
	U	40	40	60	60	60	
	Kg.	150	150	370	370	370	

LAG

ULTRA + M22

MEDI - MEDIUM - MITTELLAST - MOYENNES - MEDIOS



pag. 21



	D	85	110	140	175	190	
	E	40	30	50	50	50	

SUPPORTI GIREVOLI - SWIVEL CASTORS - LENKROLLEN - ROULETTES PIVOTANTES - CONJUNTOS GIRATORIOS

Art. N.	39308	39318	39324	39336	39340		
d	15	15	20	20	20		

SUPPORTI FISSI - FIXED CASTORS - BOCKROLLEN - ROULETTES FIXES - CONJUNTOS FIJOS

Art. N.	39358	39368	39374	39386	39390		
d	15	15	20	20	20		

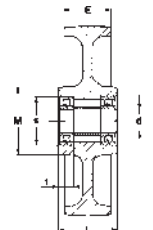
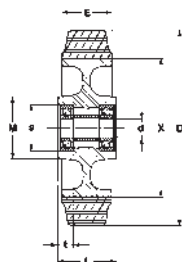
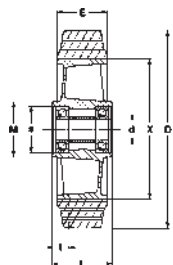
SUPPORTI GIREVOLI A FORO - SWIVEL BOLT HOLE CASTORS - RÜCKENLOCH LENKROLLEN
ROULETTES PIVOTANTES A Oeil - CONJUNTOS GIRATORIOS CON TALADRO PASADOR

Art. N.	39408GB	39418GB	39424GE	39436GE	39440GE		
Art. N.	-	-	39424GG	39436GG	39440GG		
d	15	15	20	20	20		


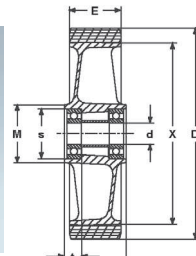
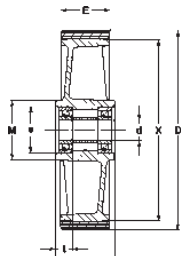
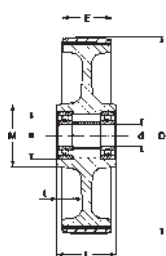
DATI TECNICI - TECHNICAL DATA - TECHNISCHE DATEN - DONNÉES TECHNIQUES - DATOS TECNICOS

	H	110	133	186	203	234	
	AxB	102x83	102x83	135x110	135x110	135x110	
	axb	80x60	80x60	105x80	105x80	105x80	
	g	8	8	10	10	10	
	g		GB=10-12		GE=12-14 / GG=16-18		
	F	33	37	56	56	59	
	U	40	40	60	60	60	
		-	-	-	-	-	
	Kg.	120	120	300	300	300	

RUOTE PER TRANSPALLETTES - PALLET WHEELS - GABELHUBWAGEN-LENKRÄDER ROUES POUR TRANSPALETTES - RUEDAS PARA TRANSPALETAS




		ALLUMINIO + GOMMA ELASTICA ALUMINIUM + ELASTIC RUBBER ALUMINIUM + ELASTIK VOLLGUMMI ALUMINIUM + CAOUTCHOUC ELASTIQUE ALUMINIO + GOMA ELASTICA				POLIAMMIDE 6 + GOMMA ELASTICA POLYAMIDE 6 + ELASTIC RUBBER POLYAMID 6 + ELASTIK VOLLGUMMI POLYAMIDE 6 + CAOUTCHOUC ELASTIQUE POLIAMIDA 6 + GOMA ELASTICA				POLIAMMIDE 6 POLYAMIDE 6 POLYAMID 6 POLYAMIDE 6 POLIAMIDA 6			
	D	180	180	200	200	180	180	200	200	175	175	200	200
	E	50	50	50	50	50	50	50	50	50	50	50	50
Art. N.		2007cc	2008cc	2009cc	2010cc	30032Bcc▲	30033Bcc▲	30040Bcc▲	30041Bcc▲	4008cc▲	4005cc▲	4007cc▲	4006cc▲
	X	140	140	140	140	140	140	140	140	-	-	-	-
	d	20	25	20	25	20	25	20	25	20	25	20	25
	S	47	47	47	47	47	47	47	47	47	52	47	52
	t	17	17	17	17	17	17	17	17	17	17	17	17
	V	54	50	54	50	54	50	54	50	54	56	54	56
	L	60	60	60	60	60	60	60	60	60	60	60	60
	M	55	55	55	55	63	63	63	63	69	69	63	71
	Kg.	350	350	450	450	350	350	400	400	500	500	600	600

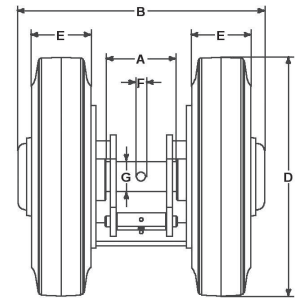


		POLIAMMIDE 6 + POLIURETANO AD INIEZIONE POLYAMIDE 6 + INJECTED POLYURETHANE POLYAMID 6 + POLYURETHAN GESPRITZT POLYAMIDE 6 + POLYURETHANE INJECTE POLIAMIDA 6 + POLIURETANO DE INYECCIÓN		ALLUMINIO + POLIURETANO COLATO ALUMINIUM + CAST POLYURETHANE ALUMINIUM + GUSS-POLYURETHAN ALUMINIUM + POLYURETHANE COULE ALUMINIO + POLIURETANO COLADO			ALLUMINIO + POLIURETANO COLATO, DUREZZA 87 Sh.A ALUMINIUM + CAST POLYURETHANE, HARDNESS 87 Sh.A ALUMINIUM + GUSS-POLYURETHAN, HARTE 87 Sh.A ALUMINIUM + POLYURETHANE COULE, DURETE 87 Sh.A ALUMINIO + POLIURETANO COLADO, DUREZA 87 Sh.A	
	D	200	200	180	200	200	200	200
	E	50	50	50	50	50	50	50
Art. N.		9024cc▲	9025cc▲	8027cc	8032cc	8034cc	8032Bcc	8033Bcc
	X	-	-	140	184	184	170	170
	d	20	25	20	20	25	20	25
	S	47	47	47	47	52	47	47
	t	17	17	17	17	17	17	17
	V	54	50	54	54	56	54	50
	L	60	60	60	60	60	60	60
	M	62	62	55	56	60	55	55
	Kg.	550	550	700	800	800	700	700

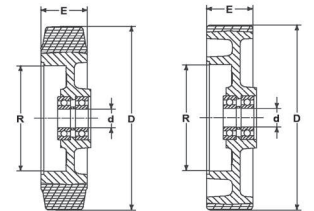
FRENO PER TRANSPALLETTES IN KIT - BRAKING KIT FOR HAND PALLET TRUCKS BREMSEN-KIT FÜR GABELHUBWAGEN - FREIN POUR TRANSPALLETTES EN KIT FRENO PARA TRANSPALETAS EN KIT



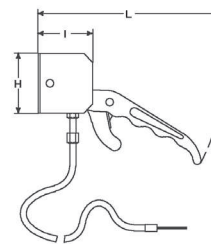
	POLIURETANO COLATO 87 Sh.A CAST POLYURETHANE 87 Sh.A GUSS-POLYURETHAN 87 Sh.A POLYURETHANE COULE 87 Sh.A POLIURETANO COLADO 87 Sh.A	POLIURETANO COLATO 95 Sh.A CAST POLYURETHANE 95 Sh.A GUSS-POLYURETHAN 95 Sh.A POLYURETHANE COULE 95 Sh.A POLIURETANO COLADO 95 Sh.A	GOMMA ELASTICA ELASTIC RUBBER ELASTIK VOLLGUMMI CAOUTCHOUC ELASTIQUE GOMA ELÁSTICA	
D	180	200	180	200
E	50	50	50	50
Art. N.	7996B	7997	2996	2997
B	204	204	204	204
A	59	59	59	59
F	8	8	8	8
G	25	25	25 <td 25	
Kg.	1500	1600	700	900



SOLO RUOTA - WHEEL ONLY - EINZELRAD - ROUE SEULE - RUEDA SOLA				
Art. N.	7994Bcc	7995cc	2994cc	2995cc
d	20	20	20	20
R	115	115	115	115
Kg.	750	800	350	450



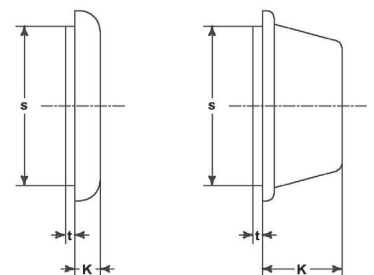
LEVA FRENO completa di filo e guaina di lunghezza 1500 mm.
BRAKING LEVER complete with wire and sheathing of 1500 mm length.
BREMSEN-HANDGRIFF mit Seil und Huelle, 1500 mm lang.
POIGNÉE DE FRENAGE complète de fil et gaine de 1500 mm de long.
LEVA PARA FRENO completa con hilo y vaina de 1500 mm de largo.



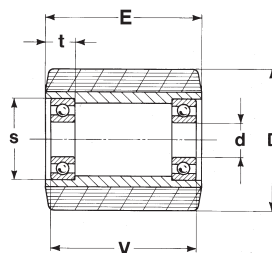
H	I	L	Art. N.
60	55	185	097

CAPPELOTTI DI PROTEZIONE
PROTECTION CAPS
SCHUTZDECKELN
COUPPELLES DE PROTECTION
CAPSULAS DE PROTECCION

S	t	K	Art. N.
47	3	7,5	P2189
47	3	23,5	P2189/1



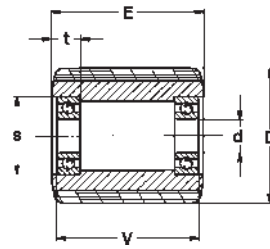
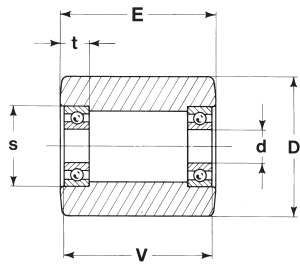
RULLI PER TRANSPALLETTE - PALLET ROLLERS - GABELROLLEN GALETS POUR TRANSPALETTE - RODILLOS PARA TRANSPALETAS



ACCIAIO + POLIURETANO COLATO STEEL + CAST POLYURETHANE STAHL + GUSS POLYURETHAN ACIER + POLYURETHANE COULE ACERO + POLIURETANO COLADO						
D x E	s x t	Art.	kg			V
70x70	35x11	1529cc	500	15x35x11	6202-Z	70
70x100	47x16	1503cc	650	20x47x14	6204-Z	96
75x62	47x14,2	1506cc	470	20x47x14	6204-Z	61,6
75x75	47x14	1741cc	570	20x47x14	6204-Z	75
75x76	40x14	1528cc	600	17x40x12	6203-Z	72
75x95	47x14	1513cc	720	20x47x14	6204-Z	95
78x78	47x16	1514cc	750	20x47x14	6204-Z	74
80x40	47x14	1762cc	400	20x47x14	6204-Z	40
80x50	47x14	1515cc	460	20x47x14	6204-Z	50
80x54	47x12	1519cc	500	25x47x12	6005-Z	54
	47x14	1520cc	500	20x47x14	6204-Z	54
80x60	47x14	1523cc	550	20x47x14	6204-Z	60
80x70	47x14	1533cc	700	20x47x14	6204-Z	70
80x80	47x14	1534cc	800	20x47x14	6204-Z	80
80x90	47x14	1535cc	900	20x47x14	6204-Z	90
82x51	52x15	1698cc	500	25x52x15	6205-Z	51
82x58	47x24	1727cc	580	20x47x14	6204-Z	38
82x60	47x14	1768cc	600	20x47x14	6204-Z	60
	47x16	1552cc	600	20x47x14	6204-Z	56
82x70	47x12	1680cc	700	25x47x12	6005-Z	70
	47x16	1749cc	700	17x47x14	6303-Z	66
	47x16	1537cc	700	20x47x14	6204-Z	66
82x75	42x24	1705cc	750	20x42x12	6004-Z	51
	47x14	1661cc	750	20x47x14	6204-Z	75
82x78	47x14	1697cc	780	20x47x14	6204-Z	78
	52x18	1713cc	780	25x52x15	6205-Z	72

ACCIAIO + POLIURETANO COLATO STEEL + CAST POLYURETHANE STAHL + GUSS POLYURETHAN ACIER + POLYURETHANE COULE ACERO + POLIURETANO COLADO						
D x E	s x t	Art.	kg			V
82x90	47x14	1708cc	900	20x47x14	6204-Z	90
82x100	47x12	1681cc	1000	25x47x12	6005-Z	100
	47x14	1722cc	1000	20x47x14	6204-Z	100
	47x16	1538cc	1000	20x47x14	6204-Z	96
85x40	47x14	1712cc	400	20x47x14	6204-Z	40
	47x14	1739cc	400	25x47x12	6005-Z	36
85x60	47x14	1683cc	600	20x47x14	6204-Z	60
	47x16	1674cc	600	20x47x14	6204-Z	56
85x70	47x14	1530cc	700	20x47x14	6204-Z	70
	47x17,5	1656cc	700	17x47x14	6303-Z	63
85x75	47x14	1703cc	750	17x47x14	6303-Z	75
	47x14	1594cc	750	20x47x14	6204-Z	75
	47x14	1742cc	750	25x47x12	6005-Z	71
85x78	47x14	1746cc	780	20x47x14	6204-Z	78
85x80	47x14	1532cc	800	20x47x14	6204-Z	80
	47x14	1700cc	800	25x47x12	6005-Z	76
85x90	47x14	1531cc	900	20x47x14	6204-Z	90
	47x14	1740cc	900	25x47x12	6005-Z	86
	47x17,5	1665cc	900	17x47x14	6303-Z	83
	47x17,5	1725cc	900	20x47x14	6204-Z	83
85x95	47x14	1668cc	950	20x47x14	6204-Z	95
	47x32	1565cc	950	20x47x14	6204-Z	59
85x100	47x14	1536cc	1000	20x47x14	6204-Z	100
	47x17,5	1673cc	1000	20x47x14	6204-Z	93
85x110	47x17,5	1679cc	1050	17x47x14	6303-Z	103
	47x32	1638cc	1050	20x47x14	6204-Z	74

RULLI PER TRANSPALLETTES - PALLET ROLLERS - GABELROLLEN GALETS POUR TRANSPALETTES - RODILLOS PARA TRANSPALETAS



POLIAMMIDE 6
POLYAMIDE 6
POLYAMID 6
POLYAMIDE 6
POLIAMIDA 6

D x E	s x t	Art.	kg			V
39x46	17	4395•	200	-	-	46
50x32	14	4396•	120	-	-	34
75x66	47x14,9	4394cc	600	20x47x14	6204-Z	64,2
82x60	47x16	4385cc	600	20x47x14	6204-Z	56
82x70	47x12	4397cc	700	25x47x12	6005-Z	70
	47x16	4388cc	700	17x47x14	6303-Z	66
	47x16	4392cc	700	20x47x14	6204-Z	66
82x98	47x14	4383cc	1000	20x47x14	6204-Z	98
82x100	47x12	4398cc	1000	25x47x12	6005-Z	100
	47x16	4386cc	1000	17x47x14	6303-Z	96
	47x16	4393cc	1000	20x47x14	6204-Z	96
85x60	47x12	4389cc	600	25x47x12	6005-Z	60
85x70	47x14	4390cc	700	20x47x14	6204-Z	70
85x85	47x14	4399cc	800	20x47x14	6204-Z	85
85x90	47x14	4391cc	900	20x47x14	6204-Z	90
85x100	47x14	4380cc	1000	20x47x14	6204-Z	100

POLIAMMIDE 6 + POLIURETANO AD INIEZIONE
POLYAMIDE 6 + INJECTED POLYURETHANE
POLYAMID 6 + POLYURETHAN GESPRITZT
POLYAMIDE 6 + POLYURETHANE INJECTE
POLIAMIDA 6 + POLIURETANO DE INYECCION

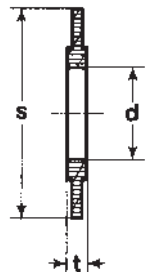
D x E	s x t	Art.	kg			V
82x70	47x14	9947cc	500	20x47x14	6204-Z	70
	47x16	9948cc	500	20x47x14	6204-Z	66
	47x18	9949cc	500	20x47x14	6204-Z	62
82x100	47x16	9955cc	850	20x47x14	6204-Z	96
85x90	47x14	9965cc	750	20x47x14	6204-Z	90

• Nero - Black - Schwarz - Noir - Negro

Altre misure a richiesta - Other sizes available on request - Weitere Abmessungen auf Anfrage - Autres dimensions sur demande - Otras medidas sobre demanda.

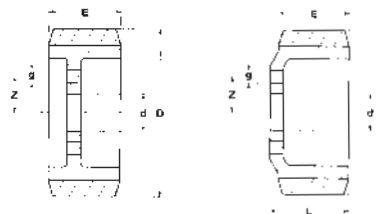
RONDELLE PARAPOLVERE - DUST PROTECTION RINGS STAUBDECKELN - RONDELLES PARE-POUDRE ARANDELAS PARA-POLVO

d	S	t	Art.
20	46	4	010
25	46	5	012
25	46	7,5	014
25	52	3	016



RUOTE MOTRICI IN VULKOLLAN®
VULKOLLAN® DRIVE WHEELS
VULKOLLAN®-ANTRIEBSRÄDER
ROUES MOTRICES EN VULKOLLAN®
RUEDAS MOTRIZ EN VULKOLLAN®

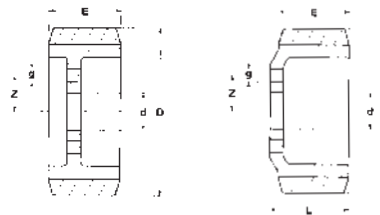
(Desmodur 15 - Lic. Bayer) 93±3 Shore A



Art.	N.	327	341	343	368	372	374	394	395	399
⊙	D	215	230	230	250	250	250	343	343	406
⊙	E/L	70/88	70/83	75	80	100	125	114	114	178/203
	d	60	45	80	80	80	80	80	80	240
	g	5 Ø11	5 Ø13	6 Ø14	5 Ø15	5 Ø18,5	5 Ø18,5	5 Ø18,5	7 Ø18,5	12 Ø13
	Z	46	35	56	56	56	56	56	56	130
⬢	◆ Kg.	1230	1280	1400	1660	2020	2230	2785	2785	5300

RUOTE MOTRICI IN POLIURETANO
POLYURETHANE DRIVE WHEELS
POLYURETHAN-ANTRIEBSRÄDER
ROUES MOTRICES EN POLYURETHANE
RUEDAS MOTRIZ EN POLIURETANO

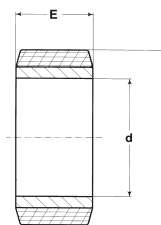
95±3 Shore A



Art.	N.	527	533	541	542	543	547	568	572
⊙	D	215	220	230	230	230	230	250	250
⊙	E/L	70/88	70/83	70/83	75/82	75	85/90	80	100
	d	60	45	45	45	80	45	80	80
	g	5 Ø11	5 Ø13	5 Ø13	5 Ø13	6 Ø14	5 Ø12,5	5 Ø15	5 Ø18,5
	Z	46	35	35	35	56	35	56	56
⬢	◆ Kg.	1230	1270	1280	1400	1400	1480	1660	2020

ANELLI CILINDRICI IN VULKOLLAN®
VULKOLLAN® PRESS ON BANDS
ZILINDRISCHE VULKOLLAN®-BANDAGE
ANNEAUX CYLINDRIQUES EN VULKOLLAN®
ANILLOS CILINDRICOS EN VULKOLLAN®

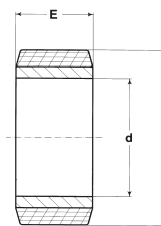
(Desmodur 15 - Lic. Bayer) 93±3 Shore A



Art.	N.	223	241	218	220	226	240	242	248	202	254	203	259	205	265	204
⊙	D	180	180	200	200	200	250	260	300	310	343	343	345	350	350	350
⊙	E	50	100	75	85	105	80	105	90	120	114	140	115	90	110	140
⊙	d	120	105	100	105	120	170	170	203	220	225	245	245	280	270	270
	d	120	105	100	105	120	170	170	203	220	225	245	245	280	270	270
⬢	◆ Kg.	720	1370	1040	1200	1570	1495	1965	1895	2680	2535	3115	2755	2440	2875	3660

ANELLI CILINDRICI IN POLIURETANO
POLYURETHANE PRESS ON BANDS
ZILINDRISCHE POLYURETHAN-BANDAGE
ANNEAUX CYLINDRIQUES EN POLYURETHANE
ANILLOS CILINDRICOS EN POLIURETANO

95±3 Shore A



Art.	N.	145	161	162	150	151	141	153	146	156	155	160	165/S*	171	158	179
⊙	D	150	150	160	180	180	180	200	200	230	230	250	250	250	300	343
⊙	E	50	75	50	50	75	100	75	85	75	85	80	80	105	90	114
⊙	d	100	100	100	120	120	105	100	105	170	145	170	170	170	203	225
	d	100	100	100	120	120	105	100	105	170	145	170	170	170	203	225
⬢	◆ Kg.	620	935	640	720	1080	1370	1040	1200	1380	1480	1495	1495	1960	1895	2535

SUPPORTI SENZA SBRACCIO

Supporti girevoli di tipo pesante senza sbraccio e con attacco per dispositivo sterzante. Disponibili solo per ruota Ø 200 mm. Freno per la sola ruota disponibile a richiesta.

FORKS WITHOUT OFF-SET

Heavy-duty swivel forks without offset suitable to be connected to a steering device. Available only for wheels Ø 200 mm. Wheel brake available on request.

GEHÄUSE OHNE AUSLADUNG

Lenkgehäuse in Schwerlast-Ausführung mit Verbindungszapfen zu einem Steuerungsgerät. Nur für Rad Ø 200 mm lieferbar. Rad-Feststeller lieferbar auf Anfrage.

CHAPES SANS DEPORT

Chapes pivotantes type lourde sans déport et avec pivot de connexion à un dispositif de braquage. Disponible uniquement pour roue Ø 200 mm. Frein de la roue disponible sur demande.

SOPORTES SIN DESPLAZAMIENTO

Soportes giratorios tipo pesados sin despalzamiento y con enganche para dispositivo virador. Disponibles solo para ruedas Ø 200 mm. Freno para la sola rueda disponible sobre demanda.



BASTONI E TUBI IN POLIURETANO POLYURETHANE RODS AND TUBES BARREN UND ROHREN AUS POLYURETHAN BÂTONS ET TUBES EN POLYURETHANE BARRAS Y TUBOS EN POLIURETANO

90±3 Shore A



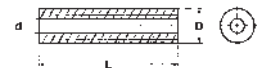
BASTONI - RODS - BARREN - BÂTONS - BARRAS

Ø D	mm	16	20	25	32	40	50	63	80	100	125
L	mm	250	250	250	500	500	500	500	500	500	500
Art.	N.	S521020	S521030	S521040	S521050	S521060	S521070	S521080	S521090	S521100	S521110




TUBI - TUBES - RÖHREN - TUBES - TUBOS

Ø D	mm	16	20	25	32	40	50	63	80	100	125
Ø d	mm	6,5	8,5	10,5	13,5	13,5	17	17	21	21	27
L	mm	250	250	250	500	500	500	500	500	500	500
Art.	N.	S521330	S521350	S521370	S521390	S521410	S521430	S521450	S521470	S521490	S521510



Tutti i diametri hanno tolleranze in meno - All diameters have tolerance with lower deviation - Alle Durchmesser haben Toleranz im unteren Abmass - Tous les diamètres ont tolérance en moins - Todos los diámetros tienen tolerancias en menos.

A series of horizontal dotted lines for writing notes.



LAG

EVOLUZIONE
EVOLUTION
FORTSCHRITT
ÉVOLUTION
EVOLUCION

PERSONE
PEOPLE
MENSCHEN
PERSONNES
GENTE

LAG

STORIA
HISTORY
FIRMENGESCHICHTE
HISTOIRE
HISTORIA

ASCOLTO
CARE
BEACHTUNG
ATTENTION
ESCUCHAR

PASSIONE
PASSION
LEIDENSCHAFT
PASSION
PASIÓN



VENDITE: TEL 059.585.595 - FAX 059.585.426 - vendite@lagspa.it
SALES: TEL. +39.059.585.425 - FAX +39.059.585.426 - sales@lagspa.it
IVA/VAT/EEC ID: IT00181230368 - www.lagspa.it

LAG SpA
VIA DEL LAVORO, 17 - Z.I. LA GRAZIOSA
41018 SAN CESARIO S/PANARO MO - ITALY